

Volume 1, Number 3

September/October Issue

# The Independent American

The Magazine for a Free Life

## The Izhmash Arsenal's Saiga .308

by



Corceigh Green

Photos by Kyrole Green

America has been fortunate in the flood of low cost battles carbines in the past few decades. Their mild recoiling, mid-powered cartridges make for great shooting and range time.

Great quality carbines, like the com-block SKSs and AK variants firing the 7.62x39 cartridge has served Independent Americans very well as self defense and militia carbines. Despite the rugged performance and quality of these carbines; however; the ballistic performance of their mid-

powered cartridges as suitable in the application of a militia weapon has been called into question.

The 7.62x39

cartridge, though having served Afghani freedom fighters against invaders from the former Soviet empire in the 1980s, only functions at a desirable level at just over 300 yards. This has led some good thinking Americans to re-evaluate the skills and equipment necessary should Independent Americans ever need to pick up their rifles to defend our way of life from enemies either foreign or domestic.

It is generally agreed upon that a full blown battle rifle firing a cartridge that will consistently "reach out and touch someone" at ranges starting at 500 yards should be the preferred goal of the American Rifleman. The tactic

behind this is to keep the outnumbered American Militiaman out of the range of most of the world's armies, which prefer to equip their troops with assault weapons chambered for the mid-powered cartridges of inferior range while placing those armies within the range of every American with a full blown battle rifle. *(Continued on page x.)*

### *Table of Contents*

The Izhmash Arsenal's Saiga .308 -----  
-----Page 1

Table of Contents ----- Page 2

About This Issue ----- Page 3

Book Reviews -----Page xx

The Brushfire News -----Page xx

Neo Conned -----Page xx

Guns Not To Pick For Survival Page xx

The Horror Of Unjust Laws -----Page xx

Uses For Plants: Cacti and Jojoba -----  
-----Page xx

The Get-Together/Classifieds -Page xx

Firearms In Our Culture ----- Page xx

Urban Invisibility ----- Page xx

Urban Survival ----- Page xx

Projects For Home And Life --- Page xx

The Kiss-Off Commentaries --- Page xx

*The Independent American*

Editor Douglas Paul Bell

Contributing editor Corcceigh Green

Contributing editors

Hari Heath

James Dakin

Pug Mahone

Glenn Boman

Tom Icom

Contributors

Ron Paul

James Bear



page xx

Lay-out by North Woods Traders

**Don't miss an issue of The Independent American: the magazine for a free life.**

Subscription rate is \$15.00 per year for 6 issues jam packed full of the best survival, self reliant and freedom oriented information available.

To subscribe send a \$15.00 money order or check to:

The Independent American

P.O. Box 1894

Iowa City, Iowa

52244

## About This Issue



Contributing editor, Corcceigh Green

Welcome to the third issue of The Independent American. Hopefully many of you stuck with us through our technical difficulties. Our first issue, though outstanding in the information it offered was flawed in punctuation and spelling errors. We are not perfect at The Independent American, but we have taken steps to ensure a high quality, grammatically correct publication.

Our second issue was plagued by difficulties in publishing. Our lay-out artist needed to take another job and was confronted by scheduling difficulties. None of us who are associated with The Independent American are wealthy. We must each work at other jobs to make a living and when the opportunity arises to further our income, we must take it.

Due to this, our second publication was posted at our regular web site in a 45 page mock-up lay-out. Not our usual full lay-out. This may have taken many of you back, believing that we had run out of information, or had become slack in our quality. Neither of these could be further from the truth.

Unbeknownst to most of you, our full publication was published at <http://theindependentamerican.freeyellow.com> in HTML format. Because we had already begun advertising in other publications, we were unable to pull our ads to replace them with the correct web address for the full publication. Many of you did not know where to find us, except for the mock-up and may be discouraged at our quality of publication.

For the above reason, we are leaving our second issue in HTML format on the above web site. You may visit there at your pleasure and take in the information that you wish.

We are sorry for any inconvenience that this situation has caused and as a result we, at The Independent American, have decided to extend our free viewing period to the end of this year. Our paid subscription service will begin with our January/February 2004 issue. For those of you who have subscribed for the period beginning September/October as was originally planned, your subscription has been extended to the end of 2004. You will be getting 2 extra issues free.

If you are one of our readers who have been enjoying our free viewing period, we are happy to bring you the best information on survival/self sufficiency/freedom to be found

anywhere. We hope we have helped in your preparations and knowledge in many ways. Unfortunately, we cannot continue to bring you free information indefinitely.

Publishing a magazine, even on the internet, costs money. Paying writers and time in front of the computer working hard at bringing you quality information in a quality lay-out is also expensive. This makes it important to us for you to subscribe as soon as possible. All subscribers will continue to enjoy their free viewing period. New subscribers up to January 2004 will continue to be subscribed until December 2004.

You will receive 6 bi-monthly issues of The Independent American plus 2 free issues for the price of \$15 FRNs. Nowhere will you find this kind of bargain for this kind of information.

Now for our present issue. As you can see, I have taken over the magazine's lay-out duties. It has taken me a while to track down the necessary software and to learn it's operation. Right now, The Independent American has a plain-Jane magazine format look to it, but is much better than the plainer HTML format. Please bear with me, I am learning as I go.

This arrangement will also allow our former lay-out artist, Tom Icom to bring you his expertise in high tech survival, which he has graciously included in this issue.

Our lead article is on a Russian built rifle that has been gaining some popularity in America lately. I test shoot the Izhmash Arsenal Saiga and let you know my verdict on it's reputation as an Independent American's duty rifle.

Pug Mahone is back again and continues to hit the judicial system over the head with our Constitution.

Douglas Paul Bell, editor of The Independent American, reviews some more noteworthy books and takes a look at Urban Survival.

Cacti and jojoba of the desert southwest are featured in Uses For Plants.

Projects For Home And Life detail how to make a fireplace set using fire and steel in a forge.

James Bear warns Independent Americans of the Horrors Of Unjust Laws.

James Dakin is beginning his regular exclusives to The Independent American with Guns Not To Pick For Survival. How does your favorite stack up? What gun do you *think* you might want to carry with you during bad times?

Hari Heath is back with some wisdom on talking to those with the herd mentality in The Brushfire News.

Please enjoy our publication and may you never need the information herein, but may it prosper you and see you through any situation. Thank you.



*(From page 2.)*

The preferred cartridge of most Americans who agree with this tactic is the .308 Winchester, aka the 7.62x51 NATO round. The reason for this is in availability. A great many militaries utilize this round in sniper rifles and light machine guns. The round is very popular in America, can be found in every sporting goods store, there is an abundance of surplus at a reasonable prices and there are a great variety of surplus battle rifles in the American market chambered for the round. All of these factors give this cartridge the edge when considered against others capable of doing the rifleman's job.

That leaves the Independent American with one last consideration. Which rifle to choose for the job of rifleman duty in defense of the American way, while serving the Independent American in other duties in everyday life?

Enter Russia's Izhmash Arsenal. The same makers of the AK-47/AK-74 variants and the Dragunov sniper rifle, the Izhmash Arsenal is making a superior quality rifle available to Americans through European American Arms Corporation.

The Saiga, (a Russian word for a type of Siberian antelope), is built using the same principals and guidelines as the Dragunov sniper rifle. With a small change in the stock configuration to make it look less threatening to weak bladdered Amerikan bureau-rats, no bayonet lug, limited capacity magazines and a chambering in .308 Winchester/7.62x51 NATO, add up to present an answer to an Independent American's need for a battle rifle that will also double as an all around rifle for

every day use.

I ran across the Saiga during my own search for a rifle to suit my duties as an Independent American. The first thing to catch my eye, when I ran across an ad from CDNN Investments in the Shotgun News, about this particular rifle was it's .308 chambering. For reasons mentioned above, this is the cartridge that I wanted to go with. The next thing that caught my eye was the price. At a mere \$298.00 dealer cost, the price was right! The ad also stated that the rifle was made at the Izhmash Arsenal using the same machinery and procedures used in the making of the AK variants.

I have had some experience with AK and SKS carbines and have found them very rugged and extremely reliable. While I favor the SKS in accuracy, a good shooter can also get a fair group with the AK.

After briefly owning a piece of CETME that I had the unfortunate experience of purchasing from Southern Ohio Guns, I was more than ready to find something of quality.

A brief word here about the CETME that was fostered upon me is necessary. The SOG ad in the Shotgun News stated that these rifles were in excellent condition. The one they sent me was slapped together using a Century Arms receiver and spare parts from the Spanish Arsenal. The bore was dark and extremely rough and the rifle malfunctioned with at least every third round. This is totally unacceptable in any rifle, let alone one that you may need to save your life. After some brief inconveniences, I was able to ship the towel rack back to SOG that they had claimed was a rifle and got a refund, though I am out shipping costs.



After the experience with the piece of CETME, imagine my joy as I opened the box to the Saiga I had ordered from CDNN Investments to find a brand new, high quality rifle that was delivered to my FFL dealer. The rifle nearly cradled into my arms like a new Christmas puppy eager to know his new owner.

Guardedly, I opened the action to peer inside. There were no rough edges, every part retained its original bluing and the action worked smoothly and flawlessly. Like all AK style actions, this rifle is superbly simple in its take down.

I removed the receiver cover, recoil spring and bolt carry/gas piston to peer into the rifle's bore. I couldn't have been more delighted at what I found. The bore was shiny and clean, the riflings were crisp and well defined. The chrome lining of the bore helped to gather light for inspection.

My Saiga came with the wood stock and 22 inch barrel. I decided on this model for the improved ballistics possible with the 22 inch barrel. Due to the weather in my part of the country, I will probably buy an after market synthetic stock, however.

Some do not like a chrome lined bore, thinking it detracts from accuracy. If you do a lot of shooting, however, you will appreciate the protection and extended life it affords your barrel.

After bringing the rifle home and giving it a good cleaning, it was time to see how well it actually performed. My rifle in tow, and 140 rounds of South African .308 ammunition I headed for the range for a preliminary test.



Rifle and range gear in tow, it was time to test fire my new Saiga.

Since my test would be for accuracy, I fired from a bench rest at my target tacked up at 100 yards.

The first couple of 3 round groups were fairly open at between 3 ¾ inches and 4 inches. This is with iron sights and older, worn eyes, but still, not what I was hoping for. Fortunately, after getting a feel for this rifle, groups began to narrow to 2 ¾ inches to 3 inches. Not too bad for my eyes. At 25 yards, the holes were touching each other. No surprise there. I can see much better close up.

After accuracy, I wanted to see how well the Saiga functioned. With another 140 round battle pack of South African ammunition, I snapped off a quick 8 round burst. The rifle would fire somewhat slowly, unlike the SKS. When firing rapidly, it might be best to say the word, "Hi" after each shot to allow yourself time to depress the trigger and allow the action to cycle. Firing rapidly seems to stop abruptly as the limited capacity 8 round magazine runs out fast. Witnesses said the bursts sounded akin to a WWII BAR being fired. The rounds went into a 6 inch circle at 25 yards. Not bad.

Recoil was mild, as with any gas operated semi-auto rifle. The 22 inch barrel made recovery and rapid fire very easy. The classic style stock (without a protruding pistol grip) seemed to fit my hand and shoulder very easy. The cheek rest on the butt stock could be a bit higher, as it didn't quite fit my cheek weld perfectly, but after some work and familiarity with the rifle, cheek weld became natural and felt right.

This was not the end to my quest for my Independent American duty rifle, however. With my eyes, I knew that I wanted to equip my rifle with a scope. Also, I would need A LOT more magazines and a sling.

Whether yours is a 9 pound battle/hunting rifle or a 5 pound scout rifle, you will need a sling. Slings will help steady your aim for off hand shooting and allow you to keep your rifle with you when you need to carry it with your hands free.

I chose a leather Uncle Mike's hunting sling with a wide flat area in the shoulder region. The price was right for this, as I picked it up from a discount outlet, and the leather made the wide area flexible enough to wrap around my arm to steady shots. I will probably switch to a nylon strap style sling, because the weather in my part of the country might affect the leather over time.

One of the only two drawbacks to this rifle is it's 8 round limited capacity magazines. You are not going to get by with just a few and the rifle only comes with one. My first couple of days with the rifle was spent testing on the range. While shooting, I couldn't help but notice how fast a person could empty a

magazine. I spent the next few weeks tracking down and attempting to order more mags. Unfortunately, many people had found what I was finding. These are great shooting, high quality rifles that perform well, BUT, you need a lot of magazines and people were buying them up. This came as a surprise to the Izhmash Arsenal, which was quickly overwhelmed with the orders and fell behind in production.

Since that time, I have been able to track down exactly 2 extra mags, which I promptly snatched up and am greedily looking for many more. The magazines are molded from plastic, function flawlessly in the rifle, and load extremely easily.

Americans can thank the anti-American, communitarian Bill Clinton, Bob Dole, the NRA, Bill Ruger and the anti-Americans who enforce unconstitutional laws for the Brady Act, which unlawfully bans normal capacity magazines, violating the Second Amendment Right of Citizens for this lack of magazines and especially normal capacity mags for this fine rifle. When the Bush administration renews this ban, we'll have him to thank next.

Equipping the Saiga with a scope couldn't be easier. There are many after market scope mounts available for the Saiga. These range from receiver covers with scope rails built into the more stable side rail mount with either weaver mounts or built in rings.

I decided to go with EAA's (European American Arms) side rail scope with built in rings due to it's stability.

The receiver cover mounts are not stable. The receiver cover is affixed to the receiver by tightly sandwiching

between some metal lips situated above the receiver atop the gas piston/bolt carry at the front and held in place by a button at the end of the recoil spring at the back. This holds the receiver cover on securely enough, but subjects it to enough movement during firing that the scope does not return to the exact point of aim with every shot.

This is why the Russians built a side rail into the rifle. The side rail mounted scope is stable and will not move from point of aim during firing.

This mount also places the scope over the bore of the rifle, so it is not offset to the left. This makes cheek weld normal and there is no need to make calculations for bullet drift off center at different ranges. The mount also situates the scope at just the right height to make the rifle's open sights operable as well, giving you a "see through" effect.

My scope is a BSA 4x-16x40mm mil-dot scope. Once again, I chose this partly due to cost. With an \$80 price tag, it was within budget. The mil-dot system is a real plus and the optics are clear and bright. The EAA side rail mount accommodated the BSA scope with no problem. The only problem that I did run into was in bore sighting the scope. The front sight attachment extends too high and too near the muzzle to allow a bore sight to be affixed.

This was easily worked out at the range. By placing a target at 25 yards and firing a shot, I found that the scope was set 6 inches low and 3 inches to the right. At 25 yards, that translates into between 18 and 20 inches low at 100 yards and between 9 and 12 inches to the right. By multiplying the number of clicks on your scope that make an inch

by the inches which you need to make your adjustment, it is an easy thing to get you on paper at 100 yards.

After accomplishing this, I then sighted the scope in at 100 yards.



Winner of the best sighter shot group award. The rifle's scope sight still shot low, but was adjusted to zero at 100 yards. The target frame is showing damage from another outing not related to the Saiga.

The other drawback to this rifle, beside the limited capacity magazines, is that the rifle badly dings up the cases. At the time I first bought the rifle, I felt I would resign myself to stocking up on a large number of cheap, berdan primed rounds. At the time, the South African berdan primed rounds were the cheapest and most convenient supply on the market for me.



One of the only 2 drawbacks to the Saiga. Badly dented cases.



This changed when brass cased, boxer primed, reloadable 7.62x51 ammunition from India became available on the market. I have always felt that an Independent American duty rifle should leave you reloadable ammo. With this in mind, I began looking into what might cause the badly dented cases. Since the cases were dented along their sides, it was a good chance that they were hitting the receiver cover while being ejected.

If this was the case, it would be an easy problem to resolve. I spent a few minutes with a dremel tool and ground the ejection port farther back by 1 1/2 inches. I doubt this amount was necessary, but I sometimes get carried away in what I'm doing. At any rate, this amount did not detract from the function of the receiver cover and I was hoping this would cure the problem of denting my brass.

The next trip to the range brought the verdict. I fired the South African, berdan primed ammo first, so as not to ruin any reloadable cases. BINGO! Problem solved. There were no dings or dents on the brass.



Case denting was cured with a little work on the receiver cover.

To be certain, I fired the Indian



Sighting in the rifle and scope for 100 yards. Notice the expended case circled in red and the light recoil. A faint puff of smoke by the ejection port and scope can barely be seen.

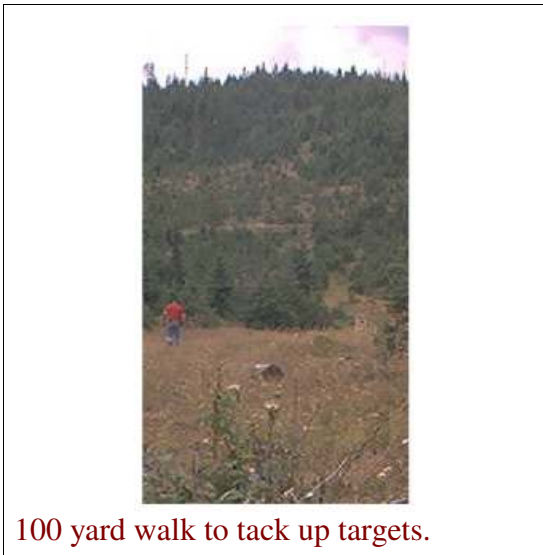


Ammo. All of the cases were in great shape and highly reloadable. No dents or dings. When run through the resizing die, the cases resized smoothly and easily. I couldn't have asked for better

After modifying the receiver cover, the brass ejected directly to my right and a bit rearward between 3 and 4 yards. When left in original condition, the brass would strike the receiver cover and eject to the right and a bit forward between 1 and 4 yards, but greatly dented.

With the scope sighted in and the receiver cover modified so that the brass is reloadable, it was time to check the accuracy of the rifle when using the scope.


I tacked my targets up at 100 yards again and fired the South African Ammunition in 3 shot groups. This ammo shot very acceptably, giving an average group of 1 ¼ inches or less with the scope sight with some groups tightening up to right around an inch.




I then switched to the Indian ammo and

was greeted by a quite pleasant surprise. The Indian ammo grouped as well as the South African ammo, though it shot a bit higher, with groups staying tighter more consistently.

With the Indian ammo shooting this well, I decided to zero the scope in for this ammunition. This works out very well for me, as I can make bulk purchases of the Indian ammunition while stocking up on reloadable brass at no extra cost.



1 inch group with South African ammo.



Sighting in and final group with Indian ammo.

The mil-dots are put in the crosshairs of a scope for a reason. When your scope is zeroed at 100 yards, you can use the mil-dots to hold over your target for longer ranges. If you are shooting 2 inches high at 100 yards, you are probably sighted in for 200 yards. You


should, therefore, sight your mil-dot scope in at 100 yards and use the mil-dots for aiming points to hold over on your target.

With my BSA scope at 9 power, I held the mil-dot immediately lower than the cross hairs at the center of my target and squeezed off another 3 round group. This group also came in at right around an inch, but 4 inches high. From this I could conclude that each mil-dot added 4 MOA at 9 power and that using this mil-dot would give me center of target hits out at 275 yards.

There is very little good in being able to reload spent brass without working up a load and testing it for your rifle. That was my next mission with the Saiga.

Following the Lyman reloading manual and using the once-fired Indian ammunition brass, I decided to try a load of 150 gr. Hornady FMJBT bullets on top of 43 gr. of IMR 4064 powder.

This was a neat little load that printed a group 8/10 of an inch at 100 yards, but showed signs of pressure in it's CCI primer. The manual stated that 43 gr. of IMR 4064 powder was the least amount one should use in the load, however, since the Indian cases are military brass which have thicker case walls, a load of 42 or even 41 gr. should not be too light. I am quite satisfied with the 43 gr load, however, and will probably only experiment to satisfy my curiosity.



8/10 of an inch 3 shot group with reloaded indian brass. 150gr. Hornady FMJBT bullets and 43gr. IMR 4064 powder.

The Hornady reloading manual stated something a bit different, allowing lighter loads down to 34 gr. of IMR 4064. It would be wise to work your loads up from the lighter listing to the more zippy loads to check for pressure and to gather info on which loads work/group best.

This 8/10 of an inch group also printed 3 inches low and an inch and a half to the left. Recording this in my rifle's diary, I now know to set my scope appropriately when I use the reloads.

Since this is a gas operated semi-auto rifle, I will stick to the 150 gr. bullet range should I ever need to reload using soft point hunting bullets. This is fine for deer, but a little light for elk. The Saiga is most definitely accurate enough for hunting and fills the bill as a sniper or battle rifle extremely well. As such, I feel I have found my rifle as the all around Independent American's duty rifle.



A satisfying day at the range.

Saiga statistics.

Overall length: 43"


Barrel length: 22", 16". Test model had

a 22" barrel.

Action: Gas operated semi-automatic.

Caliber: .223, 7.62x39, .308. Test model was .308.

weight: 9.5 pounds.



pages to seem longer. How much longer? Well of the numbered pages, 13 are blank, but of the unnumbered pages, including title page, table of contents, etc., only four out of twenty are blank. However in the rest of the book, over 30 pages had less than half a page of print and many (most) of those had less than a quarter page of print.

While this is an anti-gun book, there was alot to agree with. For example, if you have a gun, don't leave it laying around for children who have no training in either leaving other peoples' property alone or

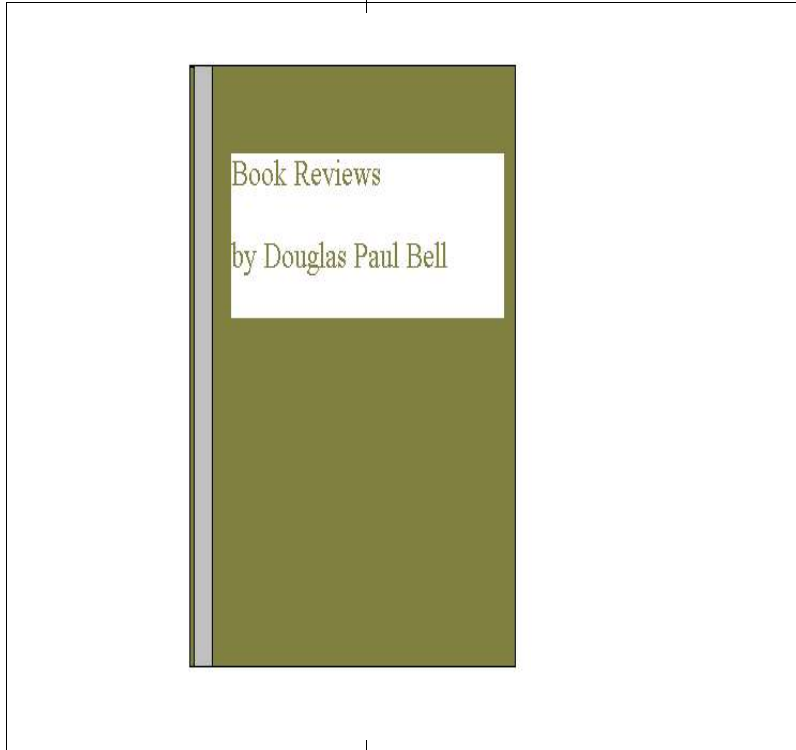
firearms to find.

Of course if people would just properly train their children that wouldn't be a problem, but of course liberals believe that what is yours is theirs or at least your money and

50 Things You Can Do About Guns reviewed by Douglas P. Bell

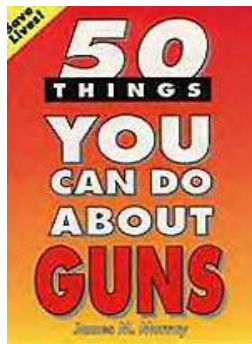
"50 Things You Can Do About Guns" by James M. Murray (Robert D. Reed, Publishers, 750 La Playa, Suite 647, San Francisco, CA 94121, 6" x 9", 99 pages) is one of those books that really has little

to say, so they use blank and mostly blank



property is! And of course properly training a child is abuse! Therefore they must take away your rights to make up for their lack.

Lobby your state legislature and local gov't, organize on the local level, write letters to the editor and public officials, attend public hearings. This is simple folks, if you aren't part of the solution, like joining the GOA and your local pro-gun group, you are part of the problem.





If you won't use a gun on a criminal bent on rape and murder, don't have a gun. If you are willing to put a criminal's life ahead of your own, that's your business, but don't help arm them after they kill you.

Practice "toy gun control" in the home. This was included because the author couldn't control or properly train his own son. He "grew tired of having a toy pistol stuck in his face at dinner". Instead of teaching his son the proper time and place for toys to begin with, as well as a lack of teaching the 10 Commandments of Gun Safety and Ownership right from the start, he had to play catch up. Can't discipline the child of course, so it is back to taking away our rights.

Talk about the reality of gunshot wounds and death. Remember, guns are not toys, real guns can really kill. In the movies the hero is always there for the next movie, in real life he might not be. Make sure your child knows that.

Practice good security at home. If you feel you are in danger call 911. Don't open the door to strangers at night. Join a neighborhood watch group. All is good advice and highly recommended from here!

Turn off the glass toilet in the living room. That TV is pumping liberal garbage straight into every person who watches it, so turning it off is probably the best advice in the book!

Of course some of the chapters are silly or simply asinine, such as having a toy gun buy back or a real gun buy back. The guns are either junk that is being turned in to get money for a good gun, or little old ladies that were scared by all the anti-gun hype into disarming themselves, thus leaving them wide open to criminal attack. Neither of those is a good thing to have happen.

Many of the comments are either silly or fatuous as well. Some of these could be written off as either uninformed and/or unwilling to check the truth of the statement, but some are nothing more than a willing eagerness to either remain ignorant

or lie to the reader of the book. However for the sake of argument, we will take it that the author is simply uninformed as I'm sure he means well, he just has no idea what he's talking about.

So what type of comments am I referring to? Well how about guns are 43 times more likely to kill a "friend" than an intruder. Since most illegal handgun killings are due to drugs, the persons involved often know each other, and it's not a case of gunning down your best friend as implied. It's a case of scum bags killing other scum bags.

Then there is the handgun murder rate. But what the author fails to mention is that the OVERALL murder rates in other countries are often the same or higher than the overall US murder rate. After all, guns being inanimate objects with no will of their own don't kill people, people using the inanimate object of their choice kill people. Read the Bible, Cain killed Abel and didn't need a gun to do it. People have been killing other people for thousands of years with out guns and there is no let up in sight.

"Semiautomatic assault weapons", the whole thing is a contradiction or oxymoron, sort of like saying, "Congressional ethics", or, "a sober and thoughtful Ted Kennedy.", there ain't no such animal. Another goody along the same lines is if you are attacked, don't fight back. This is after all, due to the fact that muggers, rapists, and murderers prefer passive victims so it should be encouraged! To a liberal the life of some murderous scum is equal to yours.

There are more gun dealers in the US than gas stations and getting a FFL (Federal Firearms License) is easier in some states than getting a driver's license. Both of these "facts" are too silly to comment on. but I must anyway, if only to keep the facts straight.

Since no one knows how many gas stations there are in the US, since there is no branch of the gov't to license, track, and check up on gas stations, a wild guess was

offered by some official that there were probably only so many gas stations per town of a certain size and shazam, there it was, the number of gas stations. Since no one knows how many there really are and there is no way to find out, this became an instant liberal myth. Sort of like welfare being good for people, high taxes are good for people, disarming the honest law abiding citizen while leaving criminals loose to prey on them is good for people, and so on.

As to getting a FFL being easier than getting a driver's license, this is a typical liberal lie. First off, FFLs are FEDERAL, so getting a FFL is the same in every state. You start out getting finger printed, photographed, informing your local police you are getting a FFL. paying \$600 for a first time license, having a govt official come to your place of business to check you out, getting state and local business licenses, all on top of the federal license of course. keeping detailed records,.. ..well all I have to say is that states must not give out many driver's licenses.

Now for my favorite lie.. .er... comment: "Handguns are made for one purpose-to kill people". That any one would say that, even someone who wrote this book or who would take most of this book seriously, is a sure sign of willful ignorance or out right lying. If I was to point out that more people are killed by drunk drivers than handguns, a fact repeatedly mentioned in this book by the way, then it would seem that cars are designed for one purpose as well, to kill people! But not once does James ever say we should get rid of booze, lock up drunks, or ban cars, only get rid of guns. Why?

If the object is to save lives, getting rid of cars would save millions more lives each year than banning guns. After all, through out the book it is mentioned that drunks in cars kill more people than all the guns put together. so why not save their lives? Aren't their lives as important as any others?

Of course just banning booze or cars so there would not be any drunk drivers


(need I mention that cars are inanimate objects and that their misuse is the result of the behavior of certain individuals who possess cars?) would save more lives than banning guns, but some how James doesn't feel the need for either of those simple solutions. Obviously the object here isn't really to save lives.

The fact that more people are killed by cars than guns each year (did I mention this is a fact mentioned through out the book?) doesn't matter. The fact more children under 15 are killed or maimed by cars each year than the total number of people that guns kill or maim doesn't matter. The fact that more crimes are committed with cars than guns doesn't matter. After guns are outlawed, only criminals (who don't obey the law anyway, that's why they are called criminals), will have guns and will be able to prey on an unarmed populous doesn't matter.

The only thing that matters is James is totally uninformed and unwilling to learn about guns, which seems self-evident from this book, and he is so afraid of guns that he is willing to not only disarm himself, but lie to and disarm the rest of us in order to feel safe.

Ben Franklin said that any people who are willing to give up their rights to gain security will get neither and deserve neither. Think about it.

## Survival Shelters



reviewed by Douglas P. Bell

“The Ultimate Do-It Yourself Survival Shelters Construction Manual” (M&M Engineering, 1994, 8 1/2” x 11”, 126 pages) is a fairly good “how-to” shelter book. Of course the plans are of a general type, the writers can’t know what your local building conditions or codes are (or if you would care what the state does or does not allow when your life is at stake anyway), or what your level of expertise is and how much you can or would be willing to do yourself, so the plans need to be some what generic.

Several things I would have liked to see would be better photographs, most of them are very dark and badly under exposed, and more detailed discussions of what and how for retro-fitting hidden shelters into, under or around, existing buildings. The writers alludes to this several times, dropping any number of tantalizing tidbits, but then leaving you with no useful information outside of a few hints and you figure it out yourself. I also found the question marks at the end of many statements to be distracting as if the writer wasn’t sure what he was saying and was leaving it up to the reader to figure out.

The final word from here is this is an acceptable book, but I’m not sure it is worth the money they want for it. So if possible, either obtain a copy from your local library or look it over closely at the book sellers before buying to make sure it is what you want and you can use it. The money, and life, you save, will be your own.

Crossbows  
reviewed by Douglas P. Bell

“Crossbows from thirty-five years with the weapon” by George M. Stevens (Desert. 1980, 6” x 9”, 167 pages) is an interesting book, if you want the history of the crossbow and the personal history of George Stevens’ use of it. George said, “Always I have emphasized the colorful medieval pageantry and history which

characterizes the weapon” and he sure does that.

However all the pageantry and history makes the book nearly impossible to get any useful information out of and hard to read. For hardcore crossbow history buffs only.

Harrowsmith Book of Herbs  
Reviewed by Douglas P. Bell

“The Harrowsmith Illustrated Book of Herbs” by Patrick Lima (Camden House Pub., 1986. 7 1/4” x 11”, 175 pages) is a beautifully done book, with fine photos and wonderful drawings.

The chapters here are: Herbal Beginnings, Garden Pictures, the Garden Pantry. Summer Seasonings, On Thyme, Sweet and Fair, Tea Leaves. In Living Color, Garden Silverware. Shades of Green, Uncommon Scents, Winter Seasonings, On the Increase.

I don’t know if I would want to pay what this book costs, but I’d definitely check the library for it.

Beat the System  
Reviewed by Douglas P. Bell

“Beat The System: A Survival Guide” by Gary Paulsen (Pinnacle Books, 1982, 4 1/4” x 6 3/4”. 232 pages) is a good little book, not a great book, but a good book. This book is 99% inspiration and 1% perspiration.

A good “idea” book to let you know it can be done and to give you things to consider. but pretty light on the details. Look for it in the library and used book stores. If worse comes to worse. consider buying the book if you have too.





## The Fence

Do you ever feel as if you are one of the few people who can actually see what's going on? Have you ever carried on a conversation with an American who thinks they're in a democracy, the government deserves their taxes, they live in a free country, and policemen are their friend?

Have you attempted to live your life as a responsible, sovereign individual, only to be ridiculed by a high school graduate who can't spell sovereign and doesn't know what it means? Have you at least had a taste of freedom or an insatiable inner knowing of what it should be? Do you feel alone, surrounded by a herd that is contentedly grazing right up to the gates of slaughter?

Who are these huddling, witless masses of humanity and why won't they look around themselves and see the obvious? The easy answer is: the fence.

by **Hari Heath**

Many of us who see what's going on around us have learned how to live outside the fence, at least part of the time. Some have become rather adept at living on both sides of the fence. And a few sovereign souls have chosen the path of living completely free of any enclosure.

But the present-day "fence" is all encompassing, from horizon to horizon, with cross-fences at every juncture, and corrals, round up pens and loading chutes for complete herd management.

And the herd of humanity is well managed. So well managed, that they either look dumb-founded whenever you mention what it's like on the other side of the fence, or they get angry.

"How dare you tell us we don't need all those taxes, laws, or the government to protect us! What do you mean there are all kinds of wild herbs growing free outside the fence that heal and nourish; that they taste better than hay and grain and make veterinarians obsolete? You must be crazy to think you can live free and be responsible for yourself," say the angry ones in the herd.

Understanding the fence can help



freedom-lovers live amongst the clueless without succumbing to their fate. Perhaps, on a good day, we might even inspire one of the herd to look up and begin the process of putting the clues together. And that might eventually lead to another individual who can both understand and spell sovereign.

### **Where does the fence begin?**

Born unable to walk, control our bowels, or utter much more than a cry, we begin the adventure of life very moldable. You might think of it as being in a marsupial condition without the benefit of a pouch. A parent or parents must dedicate considerable effort or the newly formed member of humanity won't survive.

The considerable effort required to raise up a young human has a trade benefit: The parent has the opportunity to mould the future of humanity. And that's no small responsibility.

After the first few years of parenting, comes the transitional phase. Except for young humans with parents who choose home-schooling or private education, the public side of the fence begins with the government indoctrination day-camps we call public school.

The opportunity and responsibility for molding the future of humanity, begun by the parents, is gradually taken over by government and it's

commercial cousins. In Latin, it's called *In Loco Parentis*: In the place of the parent. Parents who do not find alternatives to the status quo become replaced by public educators, TV, video games, commercials, music producers, legislators and policemen.

It begins and ends in the mind.

Horses are a good example.

Countless times, I have stretched electric fence ribbon around new pasture. A horse who has experienced the momentary zap of 10,000 volts a few times, learns to stay away from the fence. Eventually you can turn off the fence and they will stay within its boundaries. The memory of the shock, and the sight of the fence are enough to keep most horses in. Some become so docile that just tying a single rope chest high will keep them in. They like the fence.

The fence was built in the horse's minds. If we want to be free, we first need to remove the fence from our minds, like those errant, free-thinking horses who touch a whisker to the electric fence to see if it's on, and then walk on through whenever they don't feel a little zap.

### **The best laid fence**

The best laid fence is one that isn't seen and gives benefits instead barbed wire cuts. You can get more out of a horse by the things you do for it and with it, than by the things you do to it. Sometimes you need barbed wire or 10,000 volts, but feed, grain and a friendly talking to are

more likely to produce the desired result.

In the good old days, when ranches had plenty of room between them, the fence was the barn. The horses and cattle enjoyed some free range, but they knew where home was. Food and security kept them “in.” They could forage “out” for the day, but they would be “in” at night and during winter.

Now-a-days, things are more crowded. The animals on the farm never leave the fence. Each farm is fenced where it butts up against another, jurisdiction to jurisdiction, so-to-speak. Like a government that keeps on growing, when does a farmer ever take down a fence, once it's been put up? And with all that seemingly green pasture, what creature would want to take the fence down?

People aren't much different. Government and its allies in commerce know this. The fence around you is well made and designed to make you like it. And it's about making a trade -- trading your freedom, rights and responsibilities for the security, convenience and comfort of the fence.

### **The media fence**

Media is the great fence maker of our times. It creates the borders in our mind. The well-honed science of media has created a fence so tight, that most people can't see the other

side.

That's why they think the pasture inside the fence looks so green.

They've never been allowed to see any other pasture, and they are constantly reminded how green it is.

In the one sided fence of media, people never really get to say what they want. But media tells the politicians what the people say they want, while politicians tell the media what the people say they want -- more laws and regulations to protect us from the outlaws outside the fence -- and a tax cut. And what is the result? More outlaws are created inside the fence by more laws and regulations, which require more taxes.

### **The fallacies of the fence**

Do policemen prevent crime when the majority of “crimes” have no victim and weren't a crime until the police arrived? Do judges promote justice with controlled juries, bar regulated attorneys, self-adopted court rules and judicially controlled, self-disciplining review agencies?

Do we really have a Constitution and Bill of Rights anymore, when almost everything government does is against the Constitution and people are routinely imprisoned for exercising their rights?

When we live inside the fence, we live at the permission of the government. Everything from travel, to our homes, water, food, health, finances, even the air we breathe is

regulated. Can regulations make us safe from bureaucrats?

Do we “make money” when money, by definition, can only be a coin and a “one dollar Federal Reserve Note” is issued by a private bank, which isn't federal, doesn't really have “reserves,” and isn't a note because it can't be redeemed? And it isn't a “dollar” because a dollar is 371.25 grains of silver, not paper.

For the errant freedom lover with eyes to see and ears to hear, almost everything inside the fence can be shown to be false, a fraud and corrupted. For the tamed herd, it's all green fields, as far as the blinded eye can see. It all depends on which side of the fence you're on.

### **The fence chewers**

This leads us to an interesting phenomena. One would think that leading the herd to real freedom would be very popular in a land known for its freedom. But quite the opposite is true. We errant folks are often ridiculed and demonized by the herd for our notions of freedom, and especially by the managers of the herd -- the media.

The herd doesn't like fence chewers. Most people are quite happy to live in their illusions. We have to remember, it was all green and growing for them until we came along and made it look like charred grass.

They thought they owned a house, but if the government can take it for

taxes, who owns it? It used to be their car, until we showed them how the government stole the title when they registered it. They thought they were successfully running a business, until we enlightened them about how many regulations prevent their options for success. And when we told them they worked over half the year just to pay their taxes, their illusionary green field went up in smoke.

That's why the herd doesn't like anyone who chews holes in the fence. It means they would have to face things the way they really are. It would require them to become responsible. There would be no more semi-free rides on the back of the welfare nanny-state.

### **The sovereign's fence**

What would a free state, outside the fence of government look like? No more collective herd management in a common enclosure. Each sovereign would be free to choose how much fence they want to put up on their own place. The common ground would be free range and the fence would only contain government.

Government's only duties will be to build roads, deliver mail, defend our borders, mint coins, and register patents on our ingenuity. A sovereign people would be free to engage in commerce with substance. A 371.25-grain silver dollar today, will still be a 371.25-grain silver dollar tomorrow. No more imaginary wealth. What you own, will remain

your own, until you choose otherwise. Property would be held in allodium, untaxed.

Imagine a government that provides a bona fide, accountable, judicial forum to resolve conflicts between sovereign citizens and only passed “laws the most wholesome and necessary for the public good.”

With almost no taxes, we can afford to privately educate our children and contribute to any charities we choose. “Welfare,” would be how well we fare from our own responsible, sovereign efforts, outside the fence.

To make this a reality, each of us needs to free our minds from our former keeper's programming and learn to live outside the fence. Be an example, even if it means you have to eat a little barbed wire. If we each chew our part, it'll be free range for everyone -- whether they like it or not.



## ADVERTISEMENT

The advertisement for Shu Li Pouch features a green background with a tree. The text includes the brand name 'SHU LI' in both English and Japanese, the slogan 'The Power of the Tree', and 'All Natural &amp; Eco-Friendly'. It also mentions 'Ancient Wisdom · Modern Technology' and 'Contents: 10 Tree Sap Pouches'. There is a small inset image showing the pouch being used on a foot.

**The Shu Li™ Pouch** is a bag that contains a mixture of powdered ingredients. The pouch is placed in contact with the skin, and held in place over a number of hours. The typical contact points on the body chosen would be the soles of the feet. However, it can also be used in areas where there is discomfort, for example: shoulder, back, knee, ankle, elbow etc.

### Stimulation Of Meridian points:

The concept of stimulating acupuncture points at the base of the feet, for example, through reflexology massage, is well established. Meridians in Traditional Chinese Medicine may be understood as channels that link various parts of the body. Stimulation of points along such meridians, by the use of needles or massage, may stimulate other organs or bodily functions that are related to that meridian



**Shu Li**™ Pouch utilizes the Far Infra Red Radiation (FIR) effect of certain materials to generate that stimulus. FIR has been researched for many years in places like Japan, China, the US, and Sweden for a wide variety of conditions such as muscle sprains, strains, peripheral vascular diseases, arthritis, shoulder stiffness, menstrual pains etc. One effect of FIR is that it may replicate a cardiovascular training effect with people confined to a wheel chair, who are therefore unable to exercise in the conventional way. Some research has even suggested the idea that Infra Red stimulation of the cardiovascular system could be a possible means of maintaining cardiovascular conditioning in astronauts during long space flights.

We have designed the product for an overall longer lasting effect. Generally, the effect from the **Shu Li**™ Pouch ceases when all of the powder in the bag has absorbed moisture. The quantity of powder in each bag is very high. It contains 5 grams of refined wood vinegar, and other high quality ingredients. With the use of an absorbent bag material, each pouch will normally remain effective for at least 7 hours in use. After effective absorption of released toxins and moisture from the body has occurred, the particles within the pouch turn a deep brown in color and the pouch hardens somewhat.


For more information or to order, got to [www.coral-online.com/kbishman](http://www.coral-online.com/kbishman)

or call 1-480-759 5110

---

---

## Info Line



*In this issue's column of Info Line we are most proud to present Congressman Ron Paul's address to the House of Representatives on what he has found regarding a danger to America. This danger lies within our borders and is mascerading as conservatives.*

### Neo-Conned

Congressman Ron Paul addresses the U.S. House of Representatives  
7-11-3

The modern-day, limited-government movement has been co-opted. The conservatives have failed in their effort to shrink the size of government. There has not been, nor will there soon be, a conservative revolution in Washington. Political party control of the federal government has changed, but the inexorable growth in the size and scope of government has continued unabated. The liberal arguments for limited government in personal affairs and foreign military adventurism were never seriously considered as part of this revolution.

Since the change of the political party in charge has not made a difference, who's really in charge? If the particular party in power makes little difference, whose policy is it that permits expanded government programs, increased spending, huge deficits, nation building and the pervasive invasion of our privacy, with fewer Fourth Amendment protections than ever before?

Someone is responsible, and it's important

that those of us who love liberty, and resent big-brother government, identify the philosophic supporters who have the most to say about the direction our country is going. If they're wrong and I believe they are we need to show it, alert the American people, and offer a more positive approach to government. However, this depends on whether the American people desire to live in a free society and reject the dangerous notion that we need a strong central government to take care of us from the cradle to the grave. Do the American people really believe it's the government's responsibility to make us morally better and economically equal? Do we have a responsibility to police the world, while imposing our vision of good government on everyone else in the world with some form of utopian nation building? If not, and the enemies of liberty are exposed and rejected, then it behooves us to present an alternative philosophy that is morally superior and economically sound and provides a guide to world affairs to enhance peace and commerce.

One thing is certain: conservatives who worked and voted for less government in the Reagan years and welcomed the takeover of the U.S. Congress and the presidency in the 1990s and early 2000s were deceived. Soon they will realize that the goal of limited government has been dashed and that their views no longer matter.

The so-called conservative revolution of the past two decades has given us massive growth in government size, spending and regulations. Deficits are exploding and the national debt is now rising at greater than a half-trillion dollars per year. Taxes do not go down even if we vote to lower them. They can't, as long as spending is increased, since all spending must be paid for one way or another. Both Presidents Reagan and the elder George Bush raised taxes directly.

With this administration, so far, direct taxes have been reduced and they certainly should have been but it means little if spending increases and deficits rise.

When taxes are not raised to accommodate higher spending, the bills must be paid by either borrowing or "printing" new money. This is one reason why we conveniently have a generous Federal Reserve chairman who is willing to accommodate the Congress. With borrowing and

inflating, the "tax" is delayed and distributed in a way that makes it difficult for those paying the tax to identify it. For instance, future generations, or those on fixed incomes who suffer from rising prices, and those who lose jobs they certainly feel the consequences of economic dislocations that this process causes.

Government spending is always a "tax" burden on the American people and is never equally or fairly distributed. The poor and low-middle income workers always suffer the most from the deceitful tax of inflation and borrowing. Many present-day conservatives, who generally argue for less government and supported the Reagan/Gingrich/Bush takeover of the federal government, are now justifiably disillusioned. Although not a monolithic group, they wanted to shrink the size of government.

Early in our history, the advocates of limited, constitutional government recognized two important principles: the rule of law was crucial, and a constitutional government must derive "just powers from the consent of the governed." It was understood that an explicit transfer of power to government could only occur with power rightfully and naturally endowed to each individual as a God-given right. Therefore, the powers that could be transferred would be limited to the purpose of protecting liberty. Unfortunately, in the last 100 years, the defense of liberty has been fragmented and shared by various groups, with some protecting civil liberties, others economic freedom, and a small diverse group arguing for a foreign policy of nonintervention.

The philosophy of freedom has had a tough go of it, and it was hoped that the renewed interest in limited government of the past two decades would revive an interest in reconstituting the freedom philosophy into something more consistent. Those who worked for the goal of limited government power believed the rhetoric of politicians who promised smaller government. Sometimes it was just plain sloppy thinking on their part, but at other times, they fell victim to a deliberate distortion of a concise limited-government philosophy by politicians who misled many into believing that we would see a roll back on government intrusiveness.

Yes, there was always a remnant who longed for truly limited government and

maintained a belief in the rule of law, combined with a deep conviction that free people and a government bound by a Constitution were the most advantageous form of government. They recognized it as the only practical way for prosperity to be spread to the maximum number of people while promoting peace and security.

That remnant imperfect as it may have been was heard from in the elections of 1980 and 1994 and then achieved major victories in 2000 and 2002 when professed limited-government proponents took over the administration, the Senate and the House. However, the true believers in limited government are now shunned and laughed at. At the very least, they are ignored except when they are used by the new leaders of the right, the new conservatives now in charge of the U.S. government.

The remnant's instincts were correct, and the politicians placated them with talk of free markets, limited government, and a humble, non-nation-building foreign policy. However, little concern for civil liberties was expressed in this recent quest for less government. Yet, for an ultimate victory of achieving freedom, this must change. Interest in personal privacy and choices has generally remained outside the concern of many conservatives especially with the great harm done by their support of the drug war. Even though some confusion has emerged over our foreign policy since the breakdown of the Soviet empire, it's been a net benefit in getting some conservatives back on track with a less militaristic, interventionist foreign policy.

Unfortunately, after 9-11, the cause of liberty suffered a setback. As a result, millions of Americans voted for the less-than-perfect conservative revolution because they believed in the promises of the politicians.

Now there's mounting evidence to indicate exactly what happened to the revolution. Government is bigger than ever, and future commitments are overwhelming. Millions will soon become disenchanted with the new status quo delivered to the American people by the advocates of limited government and will find it to be just more of the old status quo. Victories for limited government have turned out to be hollow indeed.

Since the national debt is increasing at a rate

greater than a half-trillion dollars per year, the debt limit was recently increased by an astounding \$984 billion dollars. Total U.S. government obligations are \$43 trillion, while total net worth of U.S. households is just over \$440 trillion. The country is broke, but no one in Washington seems to notice or care. The philosophic and political commitment for both guns and butter and especially for expanding the American empire must be challenged. This is crucial for our survival. In spite of the floundering economy, the Congress and the administration continue to take on new commitments in foreign aid, education, farming, medicine, multiple efforts at nation building, and preemptive wars around the world. Already we're entrenched in Iraq and Afghanistan, with plans to soon add new trophies to our conquest. War talk abounds as to when Syria, Iran and North Korea will be attacked.

How did all this transpire? Why did the government do it? Why haven't the people objected? How long will it go on before something is done? Does anyone care?

Will the euphoria of grand military victories against non-enemies ever be mellowed? Someday, we as a legislative body must face the reality of the dire situation in which we have allowed ourselves to become enmeshed. Hopefully, it will be soon!

We got here because ideas do have consequences. Bad ideas have bad consequences, and even the best of intentions have unintended consequences. We need to know exactly what the philosophic ideas were that drove us to this point; then, hopefully, reject them and decide on another set of intellectual parameters.

There is abundant evidence exposing those who drive our foreign policy justifying preemptive war. Those who scheme are proud of the achievements in usurping control over foreign policy. These are the neoconservatives of recent fame. Granted, they are talented and achieved a political victory that all policymakers must admire. But can freedom and the Republic survive this takeover? That question should concern us.

Neoconservatives are obviously in positions of influence and are well-placed throughout our government and the media. An apathetic Congress put up little resistance and abdicated its responsibilities over foreign affairs. The electorate

was easily influenced to join in the patriotic fervor supporting the military adventurism advocated by the neoconservatives.

The numbers of those who still hope for truly limited government diminished and had their concerns ignored these past 22 months, during the aftermath of 9-11. Members of Congress were easily influenced to publicly support any domestic policy or foreign military adventure that was supposed to help reduce the threat of a terrorist attack.

Believers in limited government were harder to find. Political money, as usual, played a role in pressing Congress into supporting almost any proposal suggested by the neocons. This process where campaign dollars and lobbying efforts affect policy is hardly the domain of any single political party, and unfortunately, is the way of life in Washington. There are many reasons why government continues to grow. It would be naive for anyone to expect otherwise. Since 9-11, protection of privacy, whether medical, personal or financial, has vanished. Free speech and the Fourth Amendment have been under constant attack. Higher welfare expenditures are endorsed by the leadership of both parties. Policing the world and nation-building issues are popular campaign targets, yet they are now standard operating procedures. There's no sign that these programs will be slowed or reversed until either we are stopped by force overseas (which won't be soon) or we go broke and can no longer afford these grandiose plans for a world empire (which will probably come sooner than later.)

None of this happened by accident or coincidence. Precise philosophic ideas prompted certain individuals to gain influence to implement these plans. The neoconservatives a name they gave themselves diligently worked their way into positions of power and influence. They documented their goals, strategy and moral justification for all they hoped to accomplish. Above all else, they were not and are not conservatives dedicated to limited, constitutional government.

Neo-conservatism has been around for decades and, strangely, has connections to past generations as far back as Machiavelli. Modern-day neo-conservatism was introduced to us in the 1960s. It entails both a detailed strategy as well as

a philosophy of government. The ideas of Teddy Roosevelt, and certainly Woodrow Wilson, were quite similar to many of the views of present-day neocons. Neocon spokesman Max Boot brags that what he advocates is "hard Wilsonianism." In many ways, there's nothing "neo" about their views, and certainly nothing conservative. Yet they have been able to co-op the conservative movement by advertising themselves as a new or modern form of conservatism.

More recently, the modern-day neocons have come from the far left, a group historically identified as former Trotskyists. Liberal Christopher Hitchens, has recently officially joined the neocons, and it has been reported that he has already been to the White House as an ad hoc consultant. Many neocons now in positions of influence in Washington can trace their status back to Professor Leo Strauss of the University of Chicago. One of Strauss' books was *Thoughts on Machiavelli*. This book was not a condemnation of Machiavelli's philosophy. Paul Wolfowitz actually got his PhD under Strauss. Others closely associated with these views are Richard Perle, Eliot Abrams, Robert Kagan and William Kristol. All are key players in designing our new strategy of preemptive war. Others include: Michael Ledeen of the American Enterprise Institute; former CIA Director James Woolsey; Bill Bennett of *Book of Virtues* fame; Frank Gaffney; Dick Cheney; and Donald Rumsfeld. There are just too many to mention who are philosophically or politically connected to the neocon philosophy in some varying degree.

The godfather of modern-day neo-conservatism is considered to be Irving Kristol, father of Bill Kristol, who set the stage in 1983 with his publication *Reflections of a Neoconservative*. In this book, Kristol also defends the traditional liberal position on welfare. More important than the names of people affiliated with neo-conservatism are the views they adhere to. Here is a brief summary of the general understanding of what neocons believe: 1. They agree with Trotsky on permanent revolution, violent as well as intellectual. 2. They are for redrawing the map of the Middle East and are willing to use force to do so. 3. They believe in preemptive war to achieve desired ends. 4. They accept the notion that the ends justify the means that hard-ball politics is a moral necessity. 5. They



express no opposition to the welfare state. 6. They are not bashful about an American empire; instead they strongly endorse it. 7. They believe lying is necessary for the state to survive. 8. They believe a powerful federal government is a benefit. 9. They believe pertinent facts about how a society should be run should be held by the elite and withheld from those who do not have the courage to deal with it. 10. They believe neutrality in foreign affairs is ill-advised. 11. They hold Leo Strauss in high esteem. 12. They believe imperialism, if progressive in nature, is appropriate. 13. Using American might to force American ideals on others is acceptable. Force should not be limited to the defense of our country. 14. 9-11 resulted from the lack of foreign entanglements, not from too many. 15. They dislike and despise libertarians (therefore, the same applies to all strict constitutionalists.) 16. They endorse attacks on civil liberties, such as those found in the Patriot Act, as being necessary. 17. They unconditionally support Israel and have a close alliance with the Likud Party.

Various organizations and publications over the last 30 years have played a significant role in the rise to power of the neoconservatives. It took plenty of money and commitment to produce the intellectual arguments needed to convince the many participants in the movement of its respectability.

It is no secret especially after the rash of research and articles written about the neocons since our invasion of Iraq how they gained influence and what organizations were used to promote their cause. Although for decades, they agitated for their beliefs through publications like The National Review, The Weekly Standard, The Public Interest, The Wall Street Journal, Commentary, and the New York Post, their views only gained momentum in the 1990s following the first Persian Gulf War which still has not ended even with removal of Saddam Hussein. They became convinced that a much more militant approach to resolving all the conflicts in the Middle East was an absolute necessity, and they were determined to implement that policy.

In addition to publications, multiple think tanks and projects were created to promote their agenda. A product of the Bradley Foundation, American Enterprise Institute (AEI) led the neocon charge, but the real push for war came

from the Project for a New American Century (PNAC) another organization helped by the Bradley Foundation. This occurred in 1998 and was chaired by Weekly Standard editor Bill Kristol. Early on, they urged war against Iraq, but were disappointed with the Clinton administration, which never followed through with its periodic bombings. Obviously, these bombings were motivated more by Clinton's personal and political problems than a belief in the neocon agenda.

The election of 2000 changed all that. The Defense Policy Board, chaired by Richard Perle played no small role in coordinating the various projects and think tanks, all determined to take us into war against Iraq. It wasn't too long before the dream of empire was brought closer to reality by the election of 2000 with Paul Wolfowitz, Richard Cheney and Donald Rumsfeld playing key roles in this accomplishment. The plan to promote an "American greatness" imperialistic foreign policy was now a distinct possibility. Iraq offered a great opportunity to prove their long-held theories. This opportunity was a consequence of the 9-11 disaster.

The money and views of Rupert Murdoch also played a key role in promoting the neocon views, as well as rallying support by the general population, through his News Corporation, which owns Fox News Network, the New York Post and Weekly Standard. This powerful and influential media empire did more to galvanize public support for the Iraqi invasion than one might imagine. This facilitated the Rumsfeld/Cheney policy as their plans to attack Iraq came to fruition. It would have been difficult for the neocons to usurp foreign policy from the restraints of Colin Powell's State Department without the successful agitation of the Rupert Murdoch empire. Max Boot was satisfied, as he explained: "Neoconservatives believe in using American might to promote American ideals abroad." This attitude is a far cry from the advice of the Founders, who advocated no entangling alliances and neutrality as the proper goal of American foreign policy.

Let there be no doubt, those in the neocon camp had been anxious to go to war against Iraq for a decade. They justified the use of force to accomplish their goals, even if it required preemptive war. If anyone doubts this assertion, they need only to read of their strategy in "A Clean Break: a New Strategy for Securing the

Realm.” Although they felt morally justified in changing the government in Iraq, they knew that public support was important, and justification had to be given to pursue the war. Of course, a threat to us had to exist before the people and the Congress would go along with war. The majority of Americans became convinced of this threat, which, in actuality, never really existed. Now we have the ongoing debate over the location of weapons of mass destruction. Where was the danger? Was all this killing and spending necessary? How long will this nation-building and dying go on? When will we become more concerned about the needs of our own citizens than the problems we sought in Iraq and Afghanistan? Who knows where we'll go next Iran, Syria or North Korea?

At the end of the Cold War, the neoconservatives realize rearrangement of the world was occurring and that our superior economic and military power offered them a perfect opportunity to control the process of remaking the Middle East.

It was recognized that a new era was upon us, and the neocons welcomed Frances Fukuyama's “end of history” declaration. To them, the debate was over. The West won; the Soviets lost. Old-fashioned communism was dead. Long live the new era of neoconservatism. The struggle may not be over, but the West won the intellectual fight, they reasoned. The only problem is that the neocons decided to define the philosophy of the victors. They have been amazingly successful in their efforts to control the debate over what Western values are and by what methods they will be spread throughout the world.

Communism surely lost a lot with the breakup of the Soviet Empire, but this can hardly be declared a victory for American liberty, as the Founders understood it. Neoconservatism is not the philosophy of free markets and a wise foreign policy. Instead, it represents big-government welfare at home and a program of using our military might to spread their version of American values throughout the world. Since neoconservatives dominate the way the U.S. government now operates, it behooves us all to understand their beliefs and goals.

The breakup of the Soviet system may well have been an epic event but to say that the views

of the neocons are the unchallenged victors and that all we need do is wait for their implementation is a capitulation to controlling the forces of history that many Americans are not yet ready to concede. There is surely no need to do so.

There is now a recognized philosophic connection between modern-day neoconservatives and Irving Kristol, Leo Strauss and Machiavelli. This is important in understanding that today's policies and the subsequent problems will be with us for years to come if these policies are not reversed.

Not only did Leo Strauss write favorably of Machiavelli, Michael Ledeen, a current leader of the neoconservative movement, did the same. In 1999, Ledeen titled his book, *Machiavelli on Modern Leadership*, and subtitled: *Why Machiavelli's iron rules are as timely and important today as five centuries ago*. Ledeen is indeed an influential neocon theorist whose views get lots of attention today in Washington. His book on Machiavelli, interestingly enough, was passed out to Members of Congress attending a political strategy meeting shortly after its publication and at just about the time *A Clean Break* was issued.

In Ledeen's most recent publication, *The War Against the Terror Masters*, he reiterates his beliefs outlined in this 1999 Machiavelli book. He specifically praises: “Creative destruction both within our own society and abroad (foreigners) seeing America undo traditional societies may fear us, for they do not wish to be undone.” Amazingly, Ledeen concludes: “They must attack us in order to survive, just as we must destroy them to advance our historic mission.”

If those words don't scare you, nothing will. If they are not a clear warning, I don't know what could be. It sounds like both sides of each disagreement in the world will be following the principle of preemptive war. The world is certainly a less safe place for it. In *Machiavelli on Modern Leadership*, Ledeen praises a business leader for correctly understanding Machiavelli: “There are no absolute solutions. It all depends. What is right and what is wrong depends on what needs to be done and how.” This is a clear endorsement of situation ethics and is not coming from the traditional left. It reminds me of: “It depends on what the definition of the word “is” is.”

Ledeen quotes Machiavelli approvingly on what makes a great leader. "A prince must have no other objectives or other thoughts or take anything for his craft, except war." To Ledeen, this meant: "the virtue of the warrior are those of great leaders of any successful organization." Yet it's obvious that war is not coincidental to neocon philosophy, but an integral part. The intellectuals justify it, and the politicians carry it out. There's a precise reason to argue for war over peace according to Ledeen, for "peace increases our peril by making discipline less urgent, encouraging some of our worst instincts, in depriving us of some of our best leaders." Peace, he claims, is a dream and not even a pleasant one, for it would cause indolence and would undermine the power of the state. Although I concede the history of the world is a history of frequent war, to capitulate and give up even striving for peace, believing peace is not a benefit to mankind is a frightening thought that condemns the world to perpetual war and justifies it as a benefit and necessity. These are dangerous ideas, from which no good can come.

The conflict of the ages has been between the state and the individual: central power versus liberty. The more restrained the state and the more emphasis on individual liberty, the greater has been the advancement of civilization and general prosperity. Just as man's condition was not locked in place by the times and wars of old and improved with liberty and free markets, there's no reason to believe a new stage for man might not be achieved by believing and working for conditions of peace. The inevitability and so-called need for preemptive war should never be intellectually justified as being a benefit. Such an attitude guarantees the backsliding of civilization.

Neocons, unfortunately, claim that war is in man's nature and that we can't do much about it, so let's use it to our advantage by promoting our goodness around the world through force of arms. That view is anathema to the cause of liberty and the preservation of the Constitution. If it is not loudly refuted, our future will be dire indeed.

Ledeen believes man is basically evil and cannot be left to his own desires. Therefore, he must have proper and strong leadership, just as Machiavelli argued. Only then can man achieve good, as Ledeen explains: "In order to achieve the most noble accomplishments, the leader may have

to enter into evil." "This is the chilling insight that has made Machiavelli so feared, admired and challenging we are rotten," argues Ledeen. "It's true that we can achieve greatness if, and only if, we are properly led." In other words, man is so depraved that individuals are incapable of moral, ethical and spiritual greatness, and achieving excellence and virtue can only come from a powerful authoritarian leader. What depraved ideas are these to now be influencing our leaders in Washington? The question Ledeen doesn't answer is: "Why do the political leaders not suffer from the same shortcomings and where do they obtain their monopoly on wisdom?"

Once this trust is placed in the hands of a powerful leader, this neocon argues that certain tools are permissible to use. For instance: "lying is central to the survival of nations and to the success of great enterprises, because if our enemies can count on the reliability of everything you say, your vulnerability is enormously increased." What about the effects of lying on one's own people? Who cares if a leader can fool the enemy? Does calling it "strategic deception" make lying morally justifiable? Ledeen and Machiavelli argue that it does, as long as the survivability of the state is at stake. Preserving the state is their goal, even if the personal liberty of all individuals has to be suspended or canceled.

Ledeen makes it clear that war is necessary to establish national boundaries because that's the way it's always been done. Who needs progress of the human race! He explains: "Look at the map of the world: national boundaries have not been drawn by peaceful men leading lives of spiritual contemplation. National boundaries have been established by war, and national character has been shaped by struggle, most often bloody struggle."

Yes, but who is to lead the charge and decide which borders we are to fight for? What about borders 6,000 miles away unrelated to our own contiguous borders and our own national security? Stating a relative truism regarding the frequency of war throughout history should hardly be the moral justification for expanding the concept of war to settle man's disputes. How can one call this progress?

Machiavelli, Ledeen and the neocons recognized a need to generate a religious zeal for

promoting the state. This, he claims, is especially necessary when force is used to promote an agenda. It's been true throughout history and remains true today, each side of major conflicts invokes God's approval. Our side refers to a "crusade;" theirs to a "holy Jihad." Too often wars boil down to their god against our God. It seems this principle is more a cynical effort to gain approval from the masses, especially those most likely to be killed for the sake of the war promoters on both sides who have power, prestige and wealth at stake.

Ledeen explains why God must always be on the side of advocates of war: "Without fear of God, no state can last long, for the dread of eternal damnation keeps men in line, causes them to honor their promises, and inspires them to risk their lives for the common good." It seems dying for the common good has gained a higher moral status than eternal salvation of one's soul. Ledeen adds: "Without fear of punishment, men will not obey laws that force them to act contrary to their passions. Without fear of arms, the state cannot enforce the laws to this end, Machiavelli wants leaders to make the state spectacular."

It's of interest to note that some large Christian denominations have joined the neoconservatives in promoting preemptive war, while completely ignoring the Christian doctrine of a Just War. The neocons sought and openly welcomed their support.

I'd like someone to glean anything from what the Founders said or placed in the Constitution that agrees with this now-professed doctrine of a "spectacular" state promoted by those who now have so much influence on our policies here at home and abroad. Ledeen argues that this religious element, this fear of God, is needed for discipline of those who may be hesitant to sacrifice their lives for the good of the "spectacular state."

He explains in eerie terms: "Dying for one's country doesn't come naturally. Modern armies, raised from the populace, must be inspired, motivated, indoctrinated. Religion is central to the military enterprise, for men are more likely to risk their lives if they believe they will be rewarded forever after for serving their country." This is an admonition that might just as well have been given by Osama bin Laden, in rallying his troops

to sacrifice their lives to kill the invading infidels, as by our intellectuals at AEI, who greatly influence our foreign policy.

Neocons anxious for the U.S. to use force to realign the boundaries and change regimes in the Middle East clearly understand the benefit of a galvanizing and emotional event to rally the people to their cause. Without a special event, they realized the difficulty in selling their policy of preemptive war where our own military personnel would be killed. Whether it was the Lusitania, Pearl Harbor, the Gulf of Tonkin or the Maine, all served their purpose in promoting a war that was sought by our leaders.

Ledeen writes of a fortuitous event (1999): "of course, we can always get lucky. Stunning events from outside can providentially awaken the enterprise from its growing torpor, and demonstrate the need for reversal, as the devastating Japanese attack on Pearl Harbor in 1941 so effectively aroused the U.S. from its soothing dreams of permanent neutrality."

Amazingly, Ledeen calls Pearl Harbor a "lucky" event. The Project for a New American Century, as recently as September 2000, likewise, foresaw the need for a Pearl Harbor event that would galvanize the American people to support their ambitious plans to ensure political and economic domination of the world, while strangling any potential "rival."

Recognizing a "need" for a Pearl Harbor event, and referring to Pearl Harbor as being "lucky" are not identical to support and knowledge of such an event, but that this sympathy for a galvanizing event, as 9-11 turned out to be, was used to promote an agenda that strict constitutionalists and devotees of the Founders of this nation find appalling, is indeed disturbing. After 9-11, Rumsfeld and others argued for an immediate attack on Iraq, even though it was not implicated in the attacks.

The fact that neo-conservatives ridicule those who firmly believe that U.S. interests and world peace would best be served by a policy of neutrality and avoiding foreign entanglements should not go unchallenged. Not to do so is to condone their grandiose plans for an American world hegemony.

The current attention given neocons usually comes in the context of foreign policy. But there's more to what's going on today than just the tremendous influence the neocons have on our new policy of preemptive war with a goal of empire. Our government is now being moved by several ideas that come together in what I call "neoconism." The foreign policy is being openly debated, even if its implications are not fully understood by many who support it. Washington is now driven by old views brought together in a new package. We know those who lead us both in the administration and in Congress show no appetite to challenge the tax or monetary systems that do so much damage to our economy. The IRS and the Federal Reserve are off limits for criticism or reform. There's no resistance to spending, either domestic or foreign. Debt is not seen as a problem. The supply-siders won on this issue, and now many conservatives readily endorse deficit spending.

There's no serious opposition to the expanding welfare state, with rapid growth of the education, agriculture and medical-care bureaucracy. Support for labor unions and protectionism are not uncommon. Civil liberties are easily sacrificed in the post 9-11 atmosphere prevailing in Washington. Privacy issues are of little concern, except for a few members of Congress. Foreign aid and internationalism in spite of some healthy criticism of the UN and growing concerns for our national sovereignty are championed on both sides of the aisle. Lip service is given to the free market and free trade, yet the entire economy is run by special-interest legislation favoring big business, big labor and, especially, big money.

Instead of the "end of history," we are now experiencing the end of a vocal limited-government movement in our nation's capital. While most conservatives no longer defend balanced budgets and reduced spending, most liberals have grown lazy in defending civil liberties and now are approving wars that we initiate. The so-called "third way" has arrived and, sadly, it has taken the worst of what the conservatives and liberals have to offer. The people are less well off for it, while liberty languishes as a result.

Neocons enthusiastically embrace the Department of Education and national testing.

Both parties overwhelmingly support the huge commitment to a new prescription drug program. Their devotion to the new approach called "compassionate conservatism" has lured many conservatives into supporting programs for expanding the federal role in welfare and in church charities. The faith-based initiative is a neocon project, yet it only repackages and expands the liberal notion of welfare. The intellectuals who promoted these initiatives were neocons, but there's nothing conservative about expanding the federal government's role in welfare.

The supply-siders' policy of low-marginal tax rates has been incorporated into neoconism, as well as their support for easy money and generous monetary inflation. Neoconservatives are disinterested in the gold standard and even ignore the supply-siders' argument for a phony gold standard.

Is it any wonder that federal government spending is growing at a rate faster than in any time in the past 35 years?

Power, politics and privilege prevail over the rule of law, liberty, justice and peace. But it does not need to be that way. Neoconism has brought together many old ideas about how government should rule the people. It may have modernized its appeal and packaging, but authoritarian rule is authoritarian rule, regardless of the humanitarian overtones. A solution can only come after the current ideology driving our government policies is replaced with a more positive one. In a historical context, liberty is a modern idea and must once again regain the high moral ground for civilization to advance. Restating the old justifications for war, people control and a benevolent state will not suffice. It cannot eliminate the shortcomings that always occur when the state assumes authority over others and when the will of one nation is forced on another—whether or not it is done with good intentions.

I realize that all conservatives are not neoconservatives, and all neocons don't necessarily agree on all points which means that in spite of their tremendous influence, most members of Congress and those in the administration do not necessarily take their marching orders from AEI or Richard Perle. But to use this as a reason to ignore what neoconservative leaders believe, write about



and agitate for with amazing success I might point out would be at our own peril. This country still allows open discourse although less everyday and we who disagree should push the discussion and expose those who drive our policies. It is getting more difficult to get fair and balanced discussion on the issues, because it has become routine for the hegemony to label those who object to preemptive war and domestic surveillance as traitors, unpatriotic and un-American. The uniformity of support for our current foreign policy by major and cable-news networks should concern every American. We should all be thankful for C-SPAN and the Internet.

Michael Ledeen and other neoconservatives are already lobbying for war against Iran. Ledeen is pretty nasty to those who call for a calmer, reasoned approach by calling those who are not ready for war "cowards and appeasers of tyrants." Because some urge a less militaristic approach to dealing with Iran, he claims they are betraying America's best traditions. I wonder where he learned early American history! It's obvious that Ledeen doesn't consider the Founders and the Constitution part of our best traditions. We were hardly encouraged by the American revolutionaries to pursue an American empire. We were, however, urged to keep the Republic they so painstakingly designed. If the neoconservatives retain control of the conservative, limited-government movement in Washington, the ideas, once championed by conservatives, of limiting the size and scope of government will be a long-forgotten dream.

The believers in liberty ought not deceive themselves. Who should be satisfied? Certainly not conservatives, for there is no conservative movement left. How could liberals be satisfied? They are pleased with the centralization of education and medical programs in Washington and support many of the administration's proposals. But none should be pleased with the steady attack on the civil liberties of all American citizens and the now-accepted consensus that preemptive war for almost any reason is an acceptable policy for dealing with all the conflicts and problems of the world.

In spite of the deteriorating conditions in Washington with loss of personal liberty, a weak economy, exploding deficits, and perpetual war,

followed by nation building there are still quite a number of us who would relish the opportunity to improve things, in one way or another. Certainly, a growing number of frustrated Americans, from both the right and the left, are getting anxious to see this Congress do a better job. But first, Congress must stop doing a bad job. We're at the point where we need a call to arms, both here in Washington and across the country. I'm not talking about firearms. Those of us who care need to raise both arms and face our palms out and begin waving and shouting: Stop! Enough is enough! It should include liberals, conservatives and independents. We're all getting a bum rap from politicians who are pushed by polls and controlled by special-interest money.

One thing is certain, no matter how morally justified the programs and policies seem, the ability to finance all the guns and butter being promised is limited, and those limits are becoming more apparent every day.

Spending, borrowing and printing money cannot be the road to prosperity. It hasn't worked in Japan, and it isn't working here either. As a matter of fact, it's never worked anytime throughout history. A point is always reached where government planning, spending and inflation run out of steam. Instead of these old tools reviving an economy, as they do in the early stages of economic interventionism, they eventually become the problem. Both sides of the political spectrum must one day realize that limitless government intrusion in the economy, in our personal lives and in the affairs of other nations cannot serve the best interests of America. This is not a conservative problem, nor is it a liberal problem it's a government intrusion problem that comes from both groups, albeit for different reasons. The problems emanate from both camps who champion different programs for different reasons. The solution will come when both groups realize that it's not merely a single-party problem, or just a liberal or just a conservative problem.

Once enough of us decide we've had enough of all these so-called good things that the government is always promising or more likely, when the country is broke and the government is unable to fulfill its promises to the people we can start a serious discussion on the proper role for government in a free society. Unfortunately, it will

be some time before Congress gets the message that the people are demanding true reform. This requires that those responsible for today's problems are exposed and their philosophy of pervasive government intrusion is rejected.

Let it not be said that no one cared, that no one objected once it's realized that our liberties and wealth are in jeopardy. A few have, and others will continue to do so, but too many both in and out of government close their eyes to the issue of personal liberty and ignore the fact that endless borrowing to finance endless demands cannot be sustained. True prosperity can only come from a healthy economy and sound money. That can only be achieved in a free society.



---

---

## GUNS NOT TO PICK FOR SURVIVAL

by James M Dakin  
copyright 2003  
dakinjames@msn.com

Let me start out by saying that there is really only one criteria for selecting a firearm for survival purposes, and that is skill. If you have the worst gun made, one that is 100 years old, one that uses obsolete ammunition, or one that is impractical, it doesn't matter.

What matters most is that you are skilled in its use. If you can consistently hit what you aim at, nothing else is important. In the end all firearms have their own shortcomings, so if you can overcome these and perform well with your equipment, you have the firearm

you need to survive.

That being said, there are firearms to avoid if you are deciding which one you want to buy. If you already have one and are proficient with it, just buy more ammo and spare parts for it. If you are still trying to decide what firearm to get, this article is for you.

I will try to avoid burdening you with my own choice of ideal survivalist weapon both to stick with the subject at hand and also to provide room in the future for another article ( done with true Hollywood finesse laying the way for sequels ). There are plenty of people out there still researching survival, yet to make a purchase. I hope this guide will be of some help.

You need to understand that there are many uses for firearms and each use determines what weapon is needed. Pest control weapons are not the same as those needed for target practice. Plinking with too much gun is silly. Snipers need different tools than hunters. Wild pig hunters are not the same as squirrel hunters.

Yet, all to often combat guns are mistaken for survival guns. The two are not the same. Far from it. To simplify, the military must push a large amount of lead toward an enemy. The survivalist must possess a weapon geared toward the individual, not the masses.

In the military the individual weapon is really irrelevant. What matters is that weapon along with many others is capable of hitting the enemy with a quantity of projectiles. Quality does not enter the picture. There is always more ammunition available, and weapons can be swapped out or fixed by unit armorers. The survivalist does not have any of these options and using military weapons can indeed be dangerous

to your health.

It might seem strange that our military has forgotten the role marksmanship played in our war against the British, but not if you look at it from a collectivist's point of view rather than from an individualist's. And yes, politics has everything to do with military strategy and tactics. As a young, budding Republic, the majority believed in the supremacy of the individual over that of the collective. Individuals armed with superior rifles comprised the Minutemen. They were not a group willing to die to win a battle, only a cause. There is a difference between the two.

In a collective the individual is a piece of expendable equipment, and the tactics employed allow for this. The British placed a low price on the life of one of its soldiers, and practiced the human wave tactic. When we tried to be "professional" and copy this tactic we failed more often than not. The French showed us how it was done. The tactics that valued human life and placed a premium on individuals was that of guerrilla warfare, hit and duck, sniping, and in general thinking about killing the enemy rather than oneself.

Look at the War Between the States. The Federal forces under Lincoln used meat grinder tactics and prevailed due to greater numbers. The C.S.A. was more apt to use sound tactics than human waves but still operated under a diluted collectivist thinking. They were merely less socialist in their thinking ( strange considering the war was supposed to be about slavery ).

Another aspect conveniently overlooked by military firearms advocates is that the military has tanks, grenades, air support, artillery and other heavy weapons at their disposal to augment the anemic assault rifles the ground troops use.

As a survivalist your entire arsenal is at most a rifle and sidearm. If you decide to use a carbine that was designed to keep the enemies pinned down long enough to draw artillery support and kill them, then you are going to be at a serious disadvantage.

The basic design of an assault rifle is to maim an enemy, and/or to keep their heads down in the aforementioned tactic. The maximum effective range is about 200 yards, perhaps 250, roughly what is easily seen by the naked eye. The real-life application is more like under 100 yards.

The design of this weapons system was developed under the premise that in the average combat encounter there was very little aimed fire and the ranges were extremely short. If one was to research the way in which armies were assembled and trained we can see why this was the case.

For the Germans, tactics were of course based on lightning strikes with superior weapons (ahead of their time by fifty years), but the rifleman's job was to take care with his fire and actually hit what was aimed at. For this purpose the Mauser was ideal with its slow cycle time and low magazine capacity.

Compare this to the British tactic of mass fire, seemingly unchanged from the time they first found out about gunpowder, with fast bolt cycle time and larger magazine. When the Germans got bogged down in a war of industrial production the troops became less well trained, just the candidate for mass fire tactics. It was too late in the war to employ the weapons and tactics needed for mass conscripts having been inferiorly trained.

Today the two main rifles being offered to the world's armies are the AK47 and the

M16. Both are short range weapons. Both do what they were designed for very well. Neither is an ideal survivalist weapon.

The AK47 is so rugged that trained monkeys can field strip it, toss the parts across the room and interchange them, hit each other over the head with the assembled rifles, go outside and drag them through the mud and then fire off a few thousand rounds. The only problem of course being that very few of the rounds will hit what was aimed at due to the loose actions.

The M16 is so accurate that a rifle out of the box could be used in competition matches. The recoil is so insubstantial that you can literally use your crotch instead of your shoulder to fire from. The only problem is that it usually takes more than one or two shots to stop an opponent and if your rifle even thinks about a speck of dust getting on it a sudden seizure will result and immediate cleaning will be required.

Both weapons provide a sound military assault weapon, short range high volume fire. Neither weapon should be considered for survival use in which there are two overriding considerations. You need to stop an opponent at a far enough range where his assault rifle poses less of a threat to yourself and you are only going to have a limited supply of ammunition.



Though a rugged and reliable carbine, AK variants may not be well suited as a survival rifle.

It could be argued that the M16 would fit that bill, as it is extremely accurate to long ranges, and if it was being used as a sniper rifle you would conserve ammunition and have less of a worry of stoppage due to fouling. A seized up assault rifle in a

firefight is dangerous, but less so if you are sniping from afar. The one problem with this is that the .223 is a short range round. The M16 might have been tweaked enough, as well as the round, that accurate fire to 500 yards was possible. Yet, at that range the stopping power is considerably reduced. If you have or must have an M16 just beware of the limitations and use it as a longer range rifle as opposed to an assault weapon and don't expect more than wounding hits. What you really need is a round designed for long range incapacitating hits. Think .30 caliber.

Over one hundred years ago the militaries of the day, or at least the influential ones that others emulated, decided that the rifles being issued must fire a round that stopped a horse at five hundred yards. Good thinking, as cavalry was what flanked and killed your sorry butt. If you could cut them down before they got to you then all was right in the universe ( or at least until artillery killed you ). As you might conclude, a round designed to stop a horse would also stop a mere human. And thus was issued the .30 caliber round. It still inspires confidence to this day, just as it will take more than the mere passing of time to dethrone the king of handgun stopping power, the .45 ACP.

The fact that the US military went with the anemic 9mm only proves what idiots they are. If one hit from a .45 equals three from a 9mm, then an 18 round pistol in 9mm still lacks the stopping power of a real gun.

Of course I am also really cheesed at the issuance of BDU's instead of green fatigues, the Hummer over the Jeep and the fact that the M60 is still being issued despite the fact that aside from French WWI squad automatic weapons there is no candidate for a worse machine gun, so I might be a bit biased about the whole thing.

There are, of course, some .30 caliber rifles that are better than others. The ideal would of course be the HK91, a Cadillac of the survivalist rifles, but cost and replacement parts must be considered.

Start at the bottom of the price equation and you will find whatever poorly manufactured Mauser action rifle the dealers are trying to get rid of. Currently the Turkish Mauser reputed to be of very poor quality, good only for heavy wooded or jungle terrain due to the sloppy action sending rounds all over the map at long ranges- and only then if they are even safe to shoot. Perfect for the very poor hillbilly at \$39 dealer cost. If you have fired one please let me know so I can go on more than one of two second hand reports.

Next is the British SMLE #1, the World War One issue of Commonwealth troops. They are going for \$70 to \$90 and although they are not as good as the No. 4's they are, after all, still a Lee-Enfield. Great lead pusher with a fast bolt cycle time, but very poor sights.

At about \$100 dealer the SMLE #4 is the WWII British rifle and better than its predecessor due to better manufacturing methods and far superior peep sights ( for those unwilling to spend further cash on installing sights ).

The \$100 to \$200 range of rifles belongs to the Mauser family of better quality war surplus rifles. This includes the Russian bolt actions, the American Springfield, and Japanese rifles. They all have, save the Springfield, bad sights and as a whole are very hard to scope. However, they are better than the SMLE's in that they do not damage their brass making the necessity of post apocalypse reloading all that much easier.

The next price rung is that of new out of the box civilian hunting rifles, \$200 up to

however much you wish to spend. This will work just as good as you do and are not to be discounted out of hand but keep in mind they are not as robust as military type rifles. They are much more accurate as a whole than military surplus but don't think about butt stroking an opponent with one.

Civilian hunting rifles were what you had easily available before the semi-auto craze of the '70s became the mantra for the survivalists. It is time to think back. Isn't a bolt action in practiced hands much better than a novice with a high capacity assault rifle doing the good ol' "spray and pray"? Because hunting is so widespread in this country it might make sense to make this class of firearms our primary survival rifle rather than easily outlawed semi-autos.

Next up the price list, it will take around \$500 to buy a semi-auto battle rifle in .30 caliber.



The Ishapore Enfield 2A. A bolt action rifle in .308 caliber. It is made of modern steels specifically for the cartridge and may make an excellent survival rifle.

For that \$500 you can pick up several decent, although not perfect, battle rifles.

The M-1 Garand rifle is still a favorite although I would do some research as far as parts, ammo cost, etc. That market might be drying up. You can also get a FN-FAL kit. The FN has its devotees, and you could do much worse. Again, do some research as far as spare parts, mag costs, interchangeability of metric and inch guns, etc.

Also in the same price range is a clone ( I believe Spanish ) of the HK91 in kit form.

This is not the same thing as a German manufactured rifle, but perhaps close

enough. Do some research, and please contact me if you have first hand information on these kits. I would love to own a few.

Next up the price ladder we have the real McCoy, FNs and Hks, around the \$1000 or \$1500 mark. Even knowing that a thousand bucks is not too much to spend to save my life ( I place a much higher value on it ), in my present economic stagnation I would be ill advised to make that kind of investment. I would imagine that many of you with demanding spouses and college bound spawn are as financially strapped as I am even if your income is much higher.

If I had the extra amount I would not hesitate to spend a couple grand for a real HK, fifty mags, several spare parts kits and at least 5k of ammo. \$2,500 would buy a very nice survival rifle package. But it is nice to know that the common worker bees can do the same on only \$250 or even less.

It is not really the cost of the rifle or the fact that it performs better that is important, but the skill you have using it. Even a war surplus bolt action can perform miracles if you invest time into it rather than money.



The CETME sporter. At least one editor of this magazine will advise the reader to leave these alone.



The FN-FAL and it's varients maintain a superb reputation in semi-auto battle rifles.

Remember, not many of us are snipers. With

either the .223 or .308, chances are after a certain range you won't hit what you are aiming at. The thing about .30 caliber is that what it hits, it takes down. Forget wounding them, I don't want them coming back for seconds. " Use a round that will bring them down".



[Check out the lead article on the Izhmash Arsenal's Saiga .308 semi-auto rifle for an excellent option in this category of survival rifles.](#)

---

---

## The Horrors of Immoral Laws

by James Bear

Many U.S. citizens believe that the erosion and blatant denial of their Constitutional Rights is a relatively recent development, especially after the implementation of the Patriot Act following the tragedy of 9/11.

This is not true.

Sadly, our rights have been denied, ignored, trod upon, and attacked for many years before 9/11, all in pursuit of our government's own agenda and ultimate goals.

These same citizens are indicative of an alarming and frightening trend in America today - being in fear of anything to do with the law. Why? Because almost everything connected to the law (i.e., the Criminal Justice System) has been twisted, polluted, and corrupted. Why? Because too many politicians, judges, prosecutors, attorneys, police officers, and government agents are



unfit and corrupt themselves, and cannot be trusted to seek out fairness and right and wrong, much less justice.

Because of this sad fact, thousands of Americans have a good chance of losing everything they own, cars, home, land, savings accounts, stocks portfolio, etc... through unfair and immoral laws and litigation.

One of the worst of these laws is State and Federal Property Forfeiture Statutes. Wait a minute... weren't those statutes drafted and passed in order to seize the illegally obtained profits and assets of major criminals and drug manufacturers and dealers? *Yes*, they were. But, through over-zealousness, impatience, ineptitude, or a spiteful and malicious official they have also been used against innocent citizens. Some cases were a mistake, some were untrue allegations, some were retaliation, and some were a vicious frame-up.

In any case, the average person has no inkling about the events, steps, and procedures involved in a property forfeiture case, and then is horrified and shocked when he finds out, but, by then it is too late. His car, house, land, boat, bank accounts, etc...is gone..., auctioned off to the highest bidder in a quick sale or designated for the use of the arresting police department or federal Agency.

Let me list a few facts and procedures pertaining to property forfeiture laws;

- \* There are over two hundred different offenses, not just drug cases, where property forfeiture statutes can be used and instigated.
- \* These statutes were used over fifty thousand times last year in the U.S.
- \* If you are arrested in your home, at night or in the wee hours of the morning, (the favored raid time) you probably will not be allowed to dress. Many people are

taken to jail in their underwear, pajamas, or naked.

\* If you are arrested in your home during an official raid, it will probably be done by a SWAT team, officers/agents in black uniforms, body armor, helmets or hoods, and armed with shotguns and sub-machine guns.

\* This SWAT team will have an arrest warrant and a search warrant for your house and in searching they will not be mindful or careful with your possessions. Many things end up broken, scattered about, or destroyed. Payment or reimbursement for this destruction is very rare.

\* If you are arrested by a federal agency there will be two booking processes, one at the Federal Building and one at the County Jail where you will be lodged.

\* You will be given the opportunity to make a phone call to contact your family, lawyer, or a bail bondsman. You usually get only one call.

\* In a short time, usually within 24 hours, you will be taken before a judge for a Bond Hearing and a Preliminary Hearing, which are sometimes held simultaneously. The Prelim Hearing is to determine if there is enough evidence to hold you for trial and the Bond Hearing is to set the amount of your bail.

\* If and when you contact a bail bondsman, the usual arrangement is that you put up ten per cent of the bail and the bondsman will furnish the remaining ninety per cent. This is not set in stone. Sometimes different bondsmen will require different percentages or arrangements. He will also require that your ten per cent be paid in cash or property surety.

- \* If the arresting officers find drugs in, or have evidence that the offense was committed in your home (or in your car or on your land), they will immediately go to a judge and convince him that your property had been used for illegal purposes, which qualifies it for the property forfeiture statutes, and will then start the application for it's seizure and will file liens against the property and it's contents.
- \* They will then notify the federal Marshals to immediately evict your family (usually the next day), change the locks on the house and possibly even post armed guards on the property.
- \* If your family is evicted, they will be allowed to take only a few changes of clothes and nothing else. Everything else has to stay in the house.
- \* At the same time that they start the forfeiture application they will also convince the judge to impound your checking and savings accounts, stock portfolio, and any other assets you might have. They will claim that it all is illegal drug/crime profits, and therefore eligible for forfeiture. They will also claim that you are a high risk escape factor and may try to liquidate the assets and flee the country. They will also use this claim to ask for a high bail amount.
- \* The laws say that they have to give you a notice of Intent to Seize your property and the Supreme Court clearly meant in this ruling that there should be a timely interval between notice and the eviction. However, this is rarely, if ever, done. The officers/agents will claim that they served the notice at the same time as the eviction papers, but, the family never remembers any such notice.
- \* As it stands now, and until the Supreme Court decides to review and rule on all aspects of the forfeiture laws eviction can still take place prior to the hearing, which is totally unfair.
- \* Within ten days of your arrest you will be brought before a judge who will listen to your argument against forfeiture. However, this judge will have been handpicked by the prosecutors/agents for his strong support of the forfeiture laws and his ruling will probably be against your argument and for forfeiture of your property.
- \* Until recently, this hearing wasn't even required, which means that you had no say in the forfeiture of your property.
- \* California state law on forfeiture states that the property will be sold and liquidated within ten days of the above hearing. The federal statutes does give you a little more time.
- \* What this means is that your property can be seized and forfeited before you are convicted. In fact, they can take your property without charging you with a crime or even taking you to court. They can also take your property even if they later drop the charges.
- \* They can seize your house if they have evidence that it was used for illegal purposes, even if you or your family was not involved and had no knowledge of the illegal acts. In fact, they don't even have to name a suspect at all.
- \* If they do drop the charges they are not required to give you a Forfeiture Hearing. Then your only option is to sue the agency to get the forfeiture overturned. That would be a very difficult battle. The government attorneys would repeatedly stall, try to have your case dismissed, file for continuances, etc... Even if you manage to get the forfeiture overturned the government would just

appeal and appeal until you and your finances were exhausted.

- \* The reason why the government uses these immoral laws so often, and why they fight so hard for them, is that the forfeiture laws have become a huge source of money that they have come to rely on. When the property is liquidated, eighty per cent goes to the arresting officer's department/agency, and twenty per cent goes to the prosecutor's office.
- \* If you do manage to get the forfeiture overturned it will probably be too late as the property will probably have already been liquidated. In that case you will be reimbursed for the property, but, it will not be 100 per cent. It will be more like eighty cents on the dollar, and the pitched battle for it may well take months and months, if not years to accomplish.

\* \* \* \* \*

These rules of law are not just unfair and unjust, they are a monstrosity. They are close to tyrannical rule. Forfeiture laws penalize and punish you even if you are innocent and have no knowledge of any criminal acts. That smacks of a dictatorial government.

Can it happen to you? Yes. Can your family be evicted and thrown out on the street? Yes. It happens to thousands of people in the U.S. every year. Even if you are innocent.

If cousin Jake visits your family for a weekend and is caught with a little cocaine, the cops can get a search warrant for his luggage and your house and if they find more drugs in his bags in your guest bedroom, they can file for forfeiture and seizure of your house,

If your friend Mary borrows your car to run a few errands and she is stopped on a traffic violation and the cops find an ounce or two of marijuana in her purse, they can file for forfeiture and seizure of your car.

And they will do it without a moment's hesitation. They have been instructed by their supervisors and politicians to use these laws at every opportunity.

But, the politicians and lawmakers did protect themselves in the passage of these laws. The procedures and events described above won't happen to U.S. Congressman or Representative because for decades they have exempted themselves and future members of Congress and the House from most of the laws they pass. If one of them is caught in possession of drugs, he might be censored or expelled from his position, but, the forfeiture laws will not be used against him. In fact, his esteemed colleagues will probably arrange total immunity from all prosecution for him.

Yes, these politicians always manage to look out for themselves. Remember, they pay no Social Security tax because they have their own retirement fund. And they don't rob it to pay for other programs, like they drain your Social Security. Yessir, their pensions are safe.

These same politicians also exempt themselves from health-care plans that they force on you, so someday you will have to wait months for, say, stomach surgery, while they get the care they need on demand with no waiting.

Is there anything We The People, can do about these immoral laws? Yes. Definately. We can flood our Congressmen and Representatives and even the President, with letters of protest and demand that these laws be repealed or reformed, and used like they were originally intended to be used, and not against innocent citizens.

We can let the government know that we are aware of what they are doing and that we

are not standing for it any longer. We can let the politicians know what we deem is fair and right, and what is not, and then we can exercise our ultimate authority over the politician - our votes. We The People, are the ultimate authority in the U.S. and the politicians need to be reminded of that fact.

\*\*\* (The author does not claim to be an official or agent of any organization or agency, nor a politician, lawmaker, attorney, or any other type of official. The statements made above are purely his own opinion and interpretation of existing laws and statutes.)

[Editor's note: The adherence to any law or laws that is repugnant to our Constitution is abhorrent and unnecessary to true Americans, as the following paragraphs prove.]

Article 6, clause 2 of the Constitution for these United States of America states:

This Constitution, and the Laws of the United States which shall be made in Pursuance thereof; and all Treaties made, or which shall be made, under the Authority of the United States, shall be the supreme Law of the Land; and the Judges in every State shall be bound thereby, any Thing in the Constitution or Laws of any State to the Contrary notwithstanding.

The general misconception is that any statute passed by legislators bearing the appearance of law constitutes the law of the land. The U.S. Constitution is the supreme law of the land, and any statute, to be valid, must be in agreement. It is impossible for a law which violates the Constitution to be valid. This is succinctly stated as follows:

**"All laws which are repugnant to the Constitution are null and void."**  
*Marbury vs Madison*, 5 US (2 Cranch) 137, 174, 176, (1803)

**"Where rights secured by the Constitution are involved, there can be no rule making or legislation which would abrogate them."**  
*Miranda vs Arizona*, 384 US 436 p. 491.

**"An unconstitutional act is not law; it confers no right; it imposes no duties; affords no protection; it creates no office; it is in legal contemplation, as inoperative as though it had never been passed."**  
*Norton vs Shelby County* 118 US 425 p.442

**"The general rule is that an unconstitutional statute, though having the form and the name of law, is in reality no law, but is wholly void, and ineffective for any purpose; since unconstitutionality dates from the time of its enactment, and not merely from the date of the decision so branding it. No one is bound to obey an unconstitutional law and no courts are bound to enforce it."**  
*16th American Jurisprudence 2d, Section 177, late 2nd, Section 256*



## Uses For Plants

### Cacti And Jojoba Of The Desert Southwest

by Corcceigh Green



The desert southwest is an extreme environment.

The desert southwest of these United States is an extreme environment. With many areas within the region experiencing less than 10 inches of rain per year, water is a major factor in one's survival. This is true for plants as well. Many of the plants of this region have adapted to the lack of water by covering themselves in thick skins, storing water in their fleshy pulp and adapting their leaves into needle-like protrusions that helps to move air across their surfaces and still provides a minimal amount of shade for their trunks, thus helping to keep themselves cool in the triple digit summer heat.

Such succulent plants are better known to us as cacti. While there are varieties of cacti whose only purpose seems to be jumping onto and pricking the skin off of unsuspecting greenhorns, like the dreaded jumping chollas of the teddy bear cactus, other cacti present the desert survivalist with a wealth of resources.



Probably the greatest resource cacti offers to the desert traveler is water. As mentioned, succulent plants like cacti store water in their fleshy pulp under thick skin to stay alive during the hot, arid summer months. This water can be made available to the man or woman lost in the desert. Don't imitate old western movies and cut a chunk out of a barrel cactus and chew on it for it's water, however. Cacti are quite high in alkaloids, making them very bitter and some species, such as peyote, hallucinogenic.

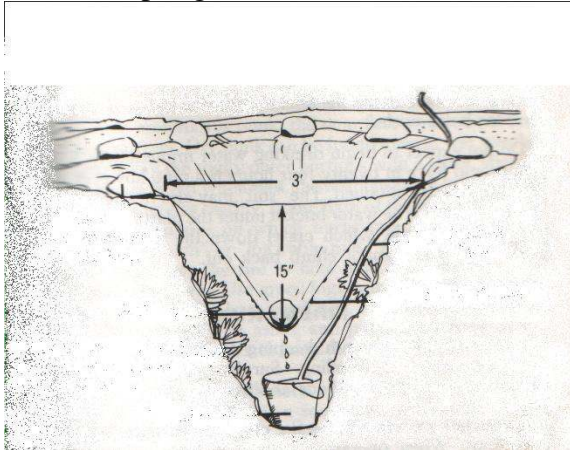
To extract water that you can use from cacti, any cacti, you'll need a solar water still. The solar water still works by heating pieces of cacti and/or other plants to the point that they release the water stored within them, which is then condensed and collected.

A solar water still can be simple and inexpensive or can be purchased from survival related retail stores. The solar stills that can be purchased are usually expensive and based on inflatable plastic cones used by the navy to distill drinking water from salt water. One can make a simple solar water still very easily and quickly. All you'll need to carry with you is about a 36 inch by 36 inch square of 6 mil plastic, (Actually any plastic will do as long as it is untreated.). To set it up, dig a hole in the full sun at least 12 inches deep and about 28 inches in diameter. Place a cup or container for the water in the center of the hole, then cut up a convenient cactus and place the pieces around in the hole. With the inner workings all in place,

center your plastic over the hole allowing 2 inches of your plastic to extend beyond the hole. Cover this portion of your plastic with dirt and rock to hold the plastic in place.

These dimensions do not need to be exact and are included only as a general guideline.

The plastic will not be stretched tight across the hole using this method. That is good. Now what you'll do is place a pebble or small weight in the center of the plastic to form an inverse cone which points into the container for your water. Check your solar still periodically. During the heat of the day, water will evaporate from the cactus pieces you have placed in the still. As the sun begins to set, the water will condense on the plastic and run down the inverse cone and drip into the container, rendering drinkable water. This will yield a cup or two of water per day. Not enough to keep you alive, so build several stills, collect as much water as possible and find a real source of water, such as a spring or creek.



An artist concept of the solar water still.

Many species of cacti are protected by law, so before cutting into any cactus, make certain that you are actually in an emergency situation.

### Useful Cacti

One cannot think of America's southwest without forming a mental picture of that king of cacti; the saguaro.



The saguaro. The desert southwest's king of the cacti.

Ranging from northern Mexico northward to the Mojave Desert of Arizona, the saguaro starts life as a “button”, or newly germinated seed, in the shade of a tree, shrub or other cactus. As the saguaro grows, it somewhat resembles a barrel cactus at this point, as it has yet to grow arms. The saguaro's needles differ in configuration, however, as they grow upon higher ridges upon the cactus' trunk and in a slightly different pattern.

The saguaro can grow to 50 feet while the trunk can branch out, growing “arms”. Though growing a great height and storing water within its above ground expansive trunk, giving the saguaro a tremendous weight, the saguaro has a very shallow root system. The tap root burrowing to only 3 feet with a shallower branching root system burrowing to only 1 foot. It is amazing that the root system is able to support the saguaro's weight.

The saguaro can also bloom at this stage, which it does during May and June. The thick looking and very beautiful cactus flowers are white, open during the cooler evenings and close by mid-day. The 3 inch diameter flowers are large and despite



having pedals, retain the succulence of the buds. Because the saguaro is slow growing and stores a tremendous amount of water, (a mature saguaro can store nearly a ton of water), in it's flesh, it produces blooms every year.

Like all plants, the saguaro's blooms produce fruit. This fruit is not only edible, but delicious. It's flavor very much akin to a tropical fruit punch drink. Preserves made from cactus fruit is much superior to the fake fruit candy that is purchased from tourist traps at roadsides.

The Hohokam and the later Pima and Maricopa tribes would collect the fruit to make a weak sort of wine by mashing the fruit and adding spit. The fruit's juice and spit would contain enough acid to nurture wild yeast which would feed on the fruit's sugar, converting the sugar to alcohol.

Today, we do not need to use this practice. (Thank goodness.) The fruit ripens just before the desert autumn rains, turning red and splitting open. The fruit, which grows at the very top end of the cactus, can be hard to reach. It was harvested by the native peoples who would use the saguaro spines to reach up to the fruit and knock them down.

Saguaro spines are the woody part of the cactus. The trunk is made of a series of tall woody spines that grow in a circle forming the supporting column of the cactus' trunk. These spines were also used as tool handles, hoes, shelter building material and as a chipping tool to dig through the desert bedrock calichi.

The fruit is a favorite food source for every herbivorous desert creature. Lizards, birds, deer, rabbits, mice, you name it, they all gather around the saguaro at harvest time for a bite of the fruit.

This includes insects. Especially ants. When you've gathered the fruit, chances are you will also have gathered a quantity of ants.

You will need to soak your fruit in salt water overnight, then rinse them off well before they will be of use as food or preserves to you. When you have soaked and rinsed your fruit, mash your fruit and strain it. Allow the pulp through the strainer while straining out needles and seeds.

There will be quite a lot of seeds per fruit. You can save these seeds and plant them yourself, though don't expect immediate results. It will take a couple of decades for your seedlings to produce, but it makes a great long term project. Because of the excessive number of seeds within the fruit, straining is the easiest way to deal with preparing it.

Preserves can be made by canning or the fruits can be eaten fresh. It is also possible to peel the fruit, remove the needles and eat them raw, after soaking overnight and rinsing. To can the fruit, see the recipe under prickly pear cacti.

### **Prickly Pear**

Growing throughout the western United States, with the exception of some coastal areas, is a neat cactus generally called the prickly pear.

The term prickly pear actually covers several species of cacti that grow by producing flat pads. Some species prefer the parched desert regions, while others can be found growing among the dry rocks in the western mountains and some will be found within the coolies of Montana and other plains states.

Prickly pears also bloom in the spring and depending on the species, their blossoms are

yellow, purple or red and sweetly fragrant. All are edible and useful to the survivor and/or self reliant person.



The prickly pear blossom is very beautiful and fragrant.

Of course, these cacti may also be of use in obtaining water through the solar water still method, but they are also of use in providing food. The pads can be harvested any time of the year for food, but the younger ones growing at the top of the plant are the more tender, especially in the spring and early summer.

To make use of the pad, use a knife to cut one from the main plant, then peel off the thick skin with the help of the knife and remove the tubercles from which the needles are growing. Cut the flesh of the pad in strips and saute with butter, a pinch of salt and some pepper. You can substitute the pepper with cayenne or add tobasco sauce or add salsa for an authentic southwestern treat.

The steamed pads can also be added to salsa. Raw strips of the pads may be canned with chili peppers and tomatillos for another southwest treat and for preserves. Spicy is the best way to serve the pads.

The fruit of the prickly pear is also edible like that of the saguaro and barrel cacti. These fruits also become ripe in the autumn

before the desert rainy season. Fortunately, most prickly pears grow closer to the ground where their fruit is easier to reach.



The fruit of the prickly pear cactus is delicious.

Like the saguaro, prickly pear fruit also turns red when ripe. You will need to cut them from the pads and peel them, taking care to remove the needles. These fruits are not as bad at being infested with insects, but soak and rinse them anyway to be sure.

Medicinally, the prickly pear pad's pulp contains a pectin that helps to lower LDL (Low density Lipo-protein), or bad cholesterol. Both the fruit and pad are high in slow absorbable fiber that helps to normalize blood sugar levels, thus making the plant of interest to diabetics.

To can prickly pear pad, peel your harvested pads, you will need 4 pounds, and remove the needles then wash. Cut the pad into strips.

Buy or harvest 1 pound of tomatillos. Remove your tomatillos from their husks and wash, then cut them in half.

Add your tomatillos to your strips of prickly pear pads and mix together. Pack your Prickly pear pad/tomatillo mix into sterilized one quart mason jars. To each jar, add 3 or 4 chili peppers or cayenne. If you wish to use javenero peppers, use 1 javenero

to each jar.

Next, in a kettle, mix together 2/3 gallon of water, 1/5 cup of salt and 2 cups of vinegar. Heat this mixture to boiling, then pour the boiling mixture into the packed jars to within 1/2 inch of the jars' brims.

Place lids on your mason jars and place into a boiling water bath at 212 degrees for 20 minutes.

Remove the jars and allow the lids to seal, then tighten the rings.

When increasing or decreasing any ingredient, increase or decrease the other ingredients by the same amount.

### **Canning prickly pear fruit jam**

Again, you will need to peel and remove the needles from, then wash your prickly pear fruit. Steam your fruit then mash and strain, allowing the pulp through the sieve.

Combine 3 cups of the mashed, strained fruit with 6 cups of sugar. Mix together well.

In another pan, add 1 package of powdered fruit pectin or 2 steamed and mashed, whole quince fruits with 1 cup of water. Boil this mixture rapidly for 1 minute while stirring constantly, then remove from heat.

Add your prickly pear fruit and sugar mixture to this and stir well for 2 minutes.

Pour this mixture into sterilized pint sized canning jars and place the lids on. Allow to set at room temperature for 24 hours. Store these preserves in the freezer.

If the preserves haven't set in the 24 hour period, you might try refrigerating them until they do; however; I once allowed my

preserves to remain as a thick liquid and stored them at room temperature for some time. After a couple of weeks, the preserves produced a bit of alcohol due to some wild yeast getting into the jars. This was not strong, but made a very weak wine or beer syrup that family and friends were calling "kick-a-poo joy juice." This made excellent pancake syrup and was a huge hit for as long as it lasted.

### **Barrel cactus**

There is quite a bit of myth surrounding the barrel cactus due to old western movies and desert tourist stands. The notion of old gold miners and stranded travelers chewing on the pulp for water still abound. While there is no doubt that one can do this and obtain a fair amount of water, the fact is that this will render a milky, bitter tasting water supply. While this won't hurt you, it will discourage you from taking enough water from this source. It is best to build a solar water still described at the beginning of this article to obtain an emergency supply of water from this or other cacti.



The barrel cactus next to a small prickly pear, showing ripe fruit.

The barrel cactus resembles the saguaro in many respects. It's root system is very similar, as well as it's columnar woody spine structure, it's fleshy pulp and thick skin. It's

needles are arranged in a slightly different pattern growing upon ridges in it's flesh that follow a slightly spiral pattern rather than a saguaro's straight and branch like pattern. Another difference is that the barrel cactus does not grow arms as does the saguaro.

The barrel cactus like saguaro and prickly pear, blooms in the spring between May and June. It's flowers are a little smaller than the saguaro's and prickly pear's and are yellow to orange in color. When in bloom, the buds and blossoms can be gathered from the barrel cactus and boiled, their scaly, needle less buds peeled and then eaten as cabbage.



**Barrel cactus blossoms and buds. These may be boiled and eaten as cabbage.**

In late summer to early autumn, the barrel cactus' fruit will ripen, turning yellow. This fruit is also edible, but less fruity in taste. The fruit is not good when eaten raw and is a bit waxy and bitter, yet the fruit can be canned similar to the prickly pear's and saguaro's. You will need to add 1 part fresh squeezed oranges or other fruit such as pomegranate to 2 parts barrel cactus fruit and add a bit more sugar to the prickly pear recipe. Substitute the oranges/barrel cactus fruit for the prickly pear fruit.



**Close-up of ripe barrel cactus fruit.**

It is the pulp of the barrel cactus that is routinely used as an ingredient in cactus candy sold at tourist traps. The pulp is added only for the convenience of calling the concoction "cactus candy". The pulp is extracted and added to other fruit juices, usually orange and apple, and mixed with sugar and pectin or a hardener, then cooked. For an authentic cactus treat, I'm afraid you'll have to make your own.

The needles of the barrel cactus are especially suited for use in sowing. The needles of the saguaro and prickly pear will also work in this respect, but there is something about the size, curved shape and toughness of the barrel cactus needle that makes this one stand out for this purpose. A small hole can be punched in the base of the needle with a nail or sharp clip point knife and thread inserted through the hole.

### **Jojoba**

Cacti are marvelous plants in aiding the Independent American in survival and self sufficiency and, indeed, an agricultural industry is beginning to grow around them. However, where the cacti leave off in providing great tasting sugary, fruity treats and spicy vegetable dishes, the jojoba takes over in providing oils and fats to round out the desert nutritional diet.





Jojoba is a large, branching shrub which can grow a bit higher than a man. Its leaves are grey-green in color and ranges from Mexico northward to Arizona and west through the desert regions of California. Jojoba actually blooms in the winter. It is completely wind pollinated and does not need insect pollinators.

Jojoba shrubs are either male or female. It requires the pollen from the male plant to be blown by the wind onto the female blossom to produce seed.

Jojoba's interest to the Independent American living in the desert is in its beans which are pollinated in the winter and ripen by July. The blossoms develop what looks like a nut, which develop seeds on the inside. The seeds, or beans, are scattered in July as the nuts dry and crack open.



The young nuts of the jojoba. The jojoba nut will dry and crack open, releasing the jojoba's seeds.



Humans do not produce the enzymes necessary to digest these beans uncooked. Their greatest contribution is in oil for soap, lubrication or lighting. Its seeds are edible when cooked.

The seeds contain 50% of their weight as oil. The oil the seeds produce is not actually a true vegetable oil, but a vegetable ester that does not contain a branched chain of alcohol molecules, thus not only does it not oxidize, it is an anti-oxidant. As the seeds and oil do not oxidize, they can be easily stored and will not become rancid as long as they are not exposed to direct sunlight and stored in a cool, dry place.

To extract the oil, place the seeds in a press and collect the oil in colored bottles to help block sunlight and store in the refrigerator or pantry.

The oil is used medicinally as an anti-bacterial and can be employed against acne, and to help in the healing of burns and other skin wounds.

The oil can also be used as a lubricant and is very resistant to heat. In fact, the oil was used during WWII as a lubricant for machine guns due to its heat resistance. This oil is also a superior vegetable oil in the manufacture of soap. Though the oil can be used for lighting and heating, as well, it does not taste good enough for use as a cooking oil. The beans, however, can be boiled until soft or baked and eaten. Like other beans, they will taste better when



spices and salt are added.

When traveling through the desert or setting up your homestead amongst the sand and cacti, it is always nice to realize that the Independent American still has some plant allies with him or her.



---

---

## The Get-Together

\*\*\*\*\*

From:

[DEUTCHPRIDE@netscape.net](mailto:DEUTCHPRIDE@netscape.net)

OK, Here's my profile-----"White male, single, looking for a white female (only white please, no gook women need respond) who is younger than me, expects me to be armed, likes a dominant, head of family type, she must be armed (please send pic of weapon) she must look good in bikini, doesn't get dingy at the drop of a hat, must post pic of weapon, she should know how to do things-- can't be lazy, having land and house is a plus, and oh yeah, should look good in a bikini."

\* \* \* \* \*

The Independent American is looking for good writers who know their subjects. Contact The Independent American at:

[thestaff@theindependentamerican.frceyellow.com](mailto:thestaff@theindependentamerican.frceyellow.com).

Post your message in The Independent American. Send your message with \$1 to: The Get-Together, P.O. Box 1894, Iowa City, Iowa, 52244

## Classifieds

Place your classifieds in The Independent American. Just 20 cents per word. Dept. TIA is included free. Send ad and money order to:

The Independent American  
P.O. Box 21  
Fernwood, Idaho  
non-domestic [83830]

\* \* \*

## Books and Magazines

Subscribe to The Independent American; The Magazine for a Free Life. Price for 1 year subscription is \$15.00. See our subscription information on the Table of Contents page in this issue. Or send check or money order to:

The Independent American  
Subscription  
P.O. Box 1894  
Iowa City, Iowa 52244  
\*\*\*\*\*

Thirty Years of Hounding It, by Gene Lewis. 96 pages soft cover with photos and illustrations. Anecdotes spanning thirty years of experience hunting with Walker hounds for bear, cougar, raccoon, and bobcat in the panhandle forests of Idaho. Send \$12.50 ppd to: Corceigh Green, P.O. Box 21, Fernwood, Idaho, [83830]

\*\*\*\*\*

Looking for older (pre 1976) gun or outdoor magazines, pre-1930 American Rifleman, and 1950 or earlier gun/fishing/outdoor books. Please send list

and prices to: D. Bell, POB 1894, Iowa City,  
Iowa 52244 or e mail at:  
[indeamer@hotmail.com](mailto:indeamer@hotmail.com)

---

---

## Firearms In Our Culture

by Glenn Boman

What are firearms owners faced with today in the area of survivalism and what do we do about it? Here are some of my thoughts.

Reflecting back to the days when huge numbers of Chinese made SKS rifles were imported into the country and 7.62x39 ammo was cheap and plentiful, I would look through my local sporting goods stores for sales and pick up cases of the ammo real cheap. Oh, for the days! This ammo now cost 3 times what I could have bought them for in November! Foolish me.. .always a day late and a dollar short! I'll just have to sit on what I have and hope for the best. Thursday, I wrote our Senator and Congressman a couple of blistering letters.. .of course, they have never voted for gun control, so I'm thankful for that. I honestly believe we are in the last throes of a death fight with the gun controllers and with the way America is going, we will eventually lose since the foolish and stupid now outnumber the sensible man's voting power.

This is all a part of the great "end times revealed in the Bible.. .sorry, didn't mean to make you think that I'm some nut case" or TV evangelist, but the Word is clear about the last days and the things that will come.. .so, with that in mind, I'll examine a few of the less tasteful of them here.

First, disease.. . I saw a special on TV just this past week where a new generation of mutated "super-bugs" (bacteria/viruses) are coming on the scene and have all but eliminated the power of anti-biotics to affect them.. . some can no longer even be affected by the same drugs that a decade or so ago were wiping them out with fairly low doses. New, mutated strains are always coming

about "naturally" in that they "evolve" without outside interference so to speak. A couple of the more scary ones were a new tuberculosis virus that is incurable and fatal. Also a new STD (Sexually transmitted Disease) that was impervious to any known anti-biotic and totally wipes out the reproductive organs in short order. A doctor friend of mine told me that he now uses up to 100,000 units of penecillin for syphillis whereas he used to use 5,000 units in the early 1960's and even has to use other "mixed" anti-biotics for a shotgun effect at times. Of course, we all know about HIV/AIDS, etc., but, there will be others, and some will make cancer look like something to be desired by comparison! So, the survivalist must maintain him/herself in a healthy condition in general and live a clean lifestyle. He must also prepare for the possibility of germ warfare.. . laboratory mutated "bugs" that kill like the Black Plague and "disappear" when their host dies.. . I'm convinced that nuclear war is more desirable than this kind of warfare! Stock lots of anti-germ cleaning agents and even some gas masks. An effective anti-germ/fungal spray is to add a half cup of Clorox to a gallon of water and get a pump-up sprayer and hose down everything! Note, however, that the Clorox/H2O solution will rust the heck out of anything metal.. . even through the paint.. . trust me, you should see my return vent! Had to scrape the rust/paint off several times, then sand it down and re-paint the thing and the solution was only a few tablespoons of Chlorox in water!

Second, famine.. .the Scriptures promise/predict/prophecy/indicate that in the last times, there will be starvation/famine and that people will die from lack of food. This is already happening in some of the nations of the world. A recent report in Sudan indicated that there were literally thousands dying every day there.. .and, we know about Somalia don't we! The sad truth is there was once a total world food supply in excess of three months. The latest USDA figures gave the total world food supply as **eight days!!!** Now, That is for the world...not our country where we used to have enough for a year or so. Now I

hear we are down to a few months ourselves, but guess where the ravaging hordes will come to get food.. .let me correct that, guess where they are coming right now! If the weather patterns changed just a little, we'd have shortages here as well and only the self-sufficient will be able to provide for his and his family's needs. So, not only is stored food necessary, but seeds, gardening knowledge, and protected land must be within the grasp of the survivalist. I have already begun propagating apples trees, pear trees, crab apples, and many other fruits.. dearly love my peaches! Why? Better to be able to plant a tree and let it provide you with food than to have the rabbits/deer/poachers/enemy pillage your garden plot and steal your crops. Besides, people today pay little attention to fruits and vegetables unless they are on display in plastic bags in the grocery stores! An unobtrusive tree from which you could pick a few apples would serve as a food reserve every year for decades to come! Nice to have several small orchards spaced about deep in the woods where only the animals know there is nourishing food to be had for the taking! Besides, one can survive for months on fruit alone and an occasional roasted rabbit or baked 'possum! (By the way, o'possum is one of the greasiest meats in the wild and will provide all your "fat" requirements!) So, in closing this section, plant a few fruit trees every year like I do and remember where they are in the woods!

Thirdly, decency and decent people are now in the minority. It has been true in all of the periods of the history of our country that only when the decent minority stood up to be counted did things improve. If the decent people fail to rise up this time, there will be no other time left in which they can. Look for signs of "rebellion" in the decent folks. Aren't we already rebelling in the very activities we profess and carry out? Caching supplies, preparing for the worst, networking with others of like mind, reading about survival, gathering supplies for the dark days, etc.? Sure! Most decent folks also know that a day of reckoning IS coming, they really don't want it to, but they know that eventually, they are going to have to

make their stand and it will be, by then, Life and death for their lives, beliefs, values, virtues, and all else that really matters.

Finally, there will be a one world government.., it will be headed by the anti-Christ at the behest of Satan. We can now see the movements of the currents in the UN and our own nation in which the stage is not only being set, but the "blending" process has already been set in motion. We now defer to the UN General Assembly in political matters, sign traitorous treaties, and even accept UN decrees as if they were from God! They are! ... the "god of this world" as the scripture calls him.. .satan. So, yes, there is coming at an accelerated rate the emergence of a "New World Order" and the good old USA will be a fond and distant memory in a few years. Does all this sound fatalistic? Sure does! Is it all true? Sure is! Do I like it.. .not on your life! So, what can I do as a survivalist? Strap down the supplies on the raft and hit the rapids! Only with God's help will any of us make it anyway.. .unless His Son returns for us first. My old earthly heart wants to shoot some people first, but if He comes before then, so be it! HA! (Just telling the truth.) In one sense fo the word, we are privileged to be allowed to see the climaxing of history and time, but on the other, it is a sad and mournful time in which we live. To know that the days are numbered and truly the non-survivalists won't, it is a hard burden to carry emotionally and spiritually speaking. Ah, but, I'm preaching again and maybe you're not in the mood for a sermon. Don't mean to offend anyone.

Yes, there are plenty of problems that survivalists are faced with today..... ,but what to do about it? For my own solution, I am scouting many remote places in my area and even investing some time and equipment by putting in some caches in strategic places.

Why the cache? To be rather blunt, the cache is the "end of the line" for providing the necessary equipment and supplies for the survivalist. The equipment and supplies that are stored, hidden, buried, submerged, laid

back, or what have you are those things which must be considered items of last resort for the preservation of life and those principles which one views as worth preserving.., freedom, for example. The purpose of a cache on the one hand is to provide essentials. On the other hand, it is to provide security. Further still it is to provide a means to other ends.. that is, a re-supply store during movements from one place to another or for "setting up shop" elsewhere in the survival scenario.

What are essential items that the survivalist should consider for the cache? For several caches? Where does one locate them? How accessible should they be? Of course, you can think of many more related questions and perhaps double the number of answers! First, what are essential items? Essential items are those which could literally mean the difference between living and dying. That is bottom line with no room for error. So, it is most important that the survivalist store those items which will make a difference when staring the possibilities of death in the face. The first and foremost item to be cached is a powerful, semi-automatic rifle and enough ammunition and accessories to make it a viable defensive and even offensive weapon at ranges up to several hundred yards. In other words, cache firepower! Closely behind this recommendation is that of a small, lightweight, semi-automatic .22 caliber rifle. You may be bewildered over this choice since this is the part of the narrative where most survivalists are telling you to get a handgun of the Dirty Harry configuration and "make someone's day"! The .22 rifle will be the most used, useful, and practical firearm under conditions of survival and surviving everything from natural disasters to political anarchy. True, it will be more useful in a rural type or wilderness setting should those conditions mentioned come to fruition, but should anarchy come, there will be few, if any, cities left as we know them today.., they will be smoldering heaps.. .but, that is another story.

The choice of the battle rifle first should not be open to debate since that is the arm with which life and ideals are preserved or instituted. I recommend nothing less than

the 5.56 NATO/.223 Remington caliber and, quite frankly, a larger caliber such as the 7.62 NATO or .308 is even better.

Acceptable calibers are the 7.62 X 39MM Russian and the venerable 30-'06 in the M-1 Garand or similar firearm. My personal choice is the .223 caliber since it is effective out to several hundred yards, lightweight rifles are available, and the bulkiness of the ammunition is at least half that of the .308 and larger rounds. The Ruger Mini-14 or the Colt AR-15 are the only viable choices at present, and the AR-15 is on the "hit list" in Congress at present. There are other brands available, but parts supply, and sheer cost make them impractical. As for the .22 caliber rifle, the most rugged semi-automatic I've ever used extensively is the Ruger 10/22 for which magazines of up to 50 rounds were once made by Ram-Line and can still be had for about \$100-\$150. For pure economy, the tube fed Marlin Model 75 is one of the best choices to be found. In the tens of thousands of rounds I have put through both these guns, I can personally state that I've never had a gun related failure to fire from the Ruger 10/22 nor the Marlin. The Marlin in my gun collection has always proven to be just a tad more accurate than any of the other rifles I've ever owned. Of course, I've never owned an Anschutz target rifle or a Kimber bolt action either!

The .22 will be the most used gun in the survivalist's battery. I would not be without one under conditions cited above and should I find myself in any remote area trying to restructure and fashion a new beginning, it would be my most prized tool for foraging, small game hunting, and such. Pound for pound, the .22 will put more food on the table than any other tool you will possess with the exception of animal traps and good trapping techniques. That, too, is another story. So, in order of preference, so far as I'm concerned, the number one firearm on the list would be the battle rifle with thousands of rounds of ammunition and proper accessories. Second, the .22 rifle with enough ammunition to last a lifetime. A good scope or two would be "musts" for me and would make the little .22 into a 100 yard rifle, for everything from hunting to sniping at the enemy.

Number 3 choice for a cached item? The large caliber (9MM or larger) combat handgun... in order ( preference, for me anyway, would be the semi-automatic and then the revolver. The larger capacity handguns like the Beretta Model 92's, the Smith and Wesson Model 15's or 459s etc., and the Taurus or Roger models are all adequate. My personal carry gun is the Colt Commander in .45 ACP. Under survival conditions where combat involving multiple targets would not be an unreasonable assumption, I'd opt for one of the 15-18 round capacity '9MM's. Due to sheer strength of the action, my personal choice is the Ruger, though the "feel" and looks of the others mentioned are ahead of the Ruger. For this firearm, several hundred rounds are a minimum amount to store. I'd also utilize only the jacketed hollow point designs which have proven to open quickly inside the target whether man or beast... a survivalist isn't bound by the Geneva Convention rules of war, so use effective bullet designs!

What to cache next? This will be a tremendous over-simplification due to the fact that there seems to be a book in every "cache-able" item! Food supplies, a way to make heat, and shelter needs would rank high on the list. Perhaps higher than this would be medical supplies such anti-biotic ointments, medications with a shelf life of several years or more, sutures and related items, and various "first aid" needs such as band-aids, etc. A sympathetic physician can be very useful in this particular area as can an understanding pharmacist. As an addendum to this thought.. make sure all your "booster" shots and immunizations are up to date.. do NOW! Forget caching contact lenses under survival conditions and go with extra strong framed eyeglasses... I prefer the "photo-gray" lenses which negate the need for sunglasses or shades since they act as such in strong light by turning dark. ..the lenses are also useful in that they are polarized.., that is, they filter out some of the glare created by direct and/or reflected light. I have saved all my old prescriptions for caching... they are still relatively close to my current prescription glasses and will serve me well in a pinch!

What about the food, warmth, and shelter factors? Throw in a few packs of butane lighters. I the Bics or Scriptos and some waterproof matches. The only "food" to cache will either be dried foods which will keep forever (Remember the 3,000 year old wheat from the tombs in Egypt) or seeds for growing your own in a garden.. .or, BOTH! For example, several MRE's or some such will provide necessary short term nutrition while the handful of radish seeds you scattered along the creek banks sprout and provide fresh produce in a few weeks! I realize that it isn't as simple as I've portrayed it here, but you get the picture. Also, a couple of the 2 or 3 pup tents that can be had from K-Mart or WAL-Mart for about \$25 in the camouflage patterns make handy shelters and are very portable.

It is my belief that the survivalist should already have his/her/their caches in place and these should contain items necessary for continuation of life and health. It is not practicle to consider caching exotic items that would be nice to have, but trouble to maintain. Cached items should be those things which will make survival easier by providing a means to those things which are necessary...water purification tablets, etc., etc., etc. Only the foolish do not see the imperative need to immediately lay aside those items which will do just that... provide for living. The survivalist will also realize that there is not any way to cache all the things he'd like to cache for the coming dark times. Therefore, it is with much soul' searching and personal insights which will lead one to make his list of tools for laying aside and for leaving others out. Each cache if unearthed by some future generation would - should testify to the beliefs and character of the survivalist. Let us all hope that the reserves that a series of caches would and can provide will not be necessary... but that is being optimistic beyond reality at this time in history! Choose your items carefully. Study the various ways to "store" your goods. Prepare privately. And, do what is necessary to provide another facet to the many sides of your security and that of your loved ones.





---

---

### **\*Urban Invisibility\***

By: Goshin

The following is for informational purposes only, to warn the reader of a security issue that he should be aware of.

A person with an ulterior purpose could hardly choose a better disguise in urban and suburban, or even rural, areas than that of a \*utility worker\*.

Utility workers include meter-readers and technicians for power, water, phone, gas and more, as well as road workers, county inspectors, and so forth.

These workers may go almost ANYWHERE...people's back yards and private property, factories, even secure areas; they are often completely ignored, and rarely ever questioned closely about who they are or what they are doing.

Typical appearance: work clothes in blue or khaki, or jeans, or just pants/shorts and a T-shirt, almost always with a mesh-type orange vest for visibility; the vest may, but often does not, have something written on it...even when it does many people don't notice the writing. A hardhat and tool belt, or just a white or orange ball cap and a clipboard, with appropriate footgear (work-boots) completes the outfit.

Vehicles would be a required part of the disguise only in some areas, but a white pickup truck or van would usually suffice, and lettering could be put on the doors with electrical tape, trimmed with a razor; rarely would anyone examine it that closely. Utility subcontractors sometimes drive unmarked vehicles...but most do have a

yellow caution light mounted. In some areas, utility workers may cover considerable ground on foot, making the disguise-vehicle unnecessary.

Those workers who enter private or secure areas often wear a picture ID clipped to their vest, with the worker's name and company written on it...keep in mind this type of ID is easily falsified, and again, people rarely examine a utility worker's ID closely. Even security guards rarely do more than glance at it. Another point is that many people will only remember the "uniform" (as in "he had on an orange vest and said he worked for the water district") rather than the persons \*face\*.

If the impersonator assembled his disguise with attention to detail, and armed himself with a plausible and simple cover story, there is little likelihood that he would be "blown".

Obviously, a person who had observed, for example, the power-company meter-readers in his area, noting what they wore and what sort of equipment they carried, and especially their behavior/activities, could easily impersonate one...merely looking and dressing the part and saying "meter-reader!" is usually enough to gain entrance nearly anywhere without being particularly noticed. If the impersonator behaved as if too busy to talk, answering any questions directed at him while continuing to walk briskly in the direction of his goal, most people would assume "he knows what he's doing" and thereafter leave him alone.

Clearly this gaping hole in security is worth noting. If someone wished to move about otherwise private areas, unquestioned, while being little noticed and poorly-remembered, impersonating a utility worker would be one of the subject's best gambits. We should all take careful note, for our own personal security and that of our

---

---

retreats and businesses, that a man or woman wearing an orange vest, hardhat and clipboard may not \*necessarily\* be what he claims.

---

## Urban Survival

by Douglas Paul Bell



Though most think that survival must, by its definition, involve retreating from the cities to set up fortifications in the wilds, an urban setting like this one in Phoenix, Arizona can provide the survivalist with a sufficient base for maintaining life.

To start with, let's get over the idea that all survivalists are going to get out of "the city" in time to set up a "survival retreat". Not all survivalists are going to have the money, time or inclination to leave the city life and move to the middle of nowhere. First off, leaving your job and having no money will doom you faster than anything you can think of! Also some of us just enjoy the city lifestyle and do not enjoy the bucolic life. So the problem remains, what are the urban survivalists to do?

Let's start with shelter. Most of us live in either single family homes or apartments and if you rent your house or apartment that limits what you can and can not do there. After all, it would do little good if you were to set up a fully equipped nuclear bomb shelter in the basement and got thrown out the following week!

However, this does not mean you are totally at the mercy of the landlord and the elements. First off, try talking to your landlord about survivalism, or just feel them out about their ideas of the future. This might include nuclear war, depression, gov't control over their life, etc. If done carefully, many people who would otherwise think of you as a fool or nut case will come around very nicely. If not, well you aren't out anything.

If you live in one of the impersonal high-rise apartment buildings, and they have nothing to do with you outside of getting your rent check, you might try and find out where the chimney and venting pipes are and if you are near enough you can tap into them for your heat and air without anyone knowing. If the heat supply was cut off for some reason, you could put in a small wood/oil burning stove, vent it right out the chimney, and no one would know it was you.

For a water supply, you could use 2 liter pop bottles or plastic gallon milk jugs. If you happen to live in an apartment building with a gravity fed water system, that is the water supply is on the roof, during bad times you could simply go up on the roof, shut the valves off, and tell everyone the water supply ran out. No matter what you do, it would not hurt to have a good supply of water stored just in case.

As to food, a years supply of freeze dried, air dried and canned goods can be stored in a closet; so space, if you really want it, should not be a big problem. Normally there is a lot of "dead" space to be found, under tables, beds, dressers, desks, etc., so that you should be able to store a goodly amount of stuff away where it will be out of sight, or at least out of the way.

For cooking that food a wood stove will

work just fine; although camp stoves, such as the Coleman, are also small, reasonably light weight and easy to use. Remember however that burning anything will use up your Oxygen, so have an outside air supply coming in. This is especially true of charcoal stoves or grills. Used in an enclosed area it will simply put you to sleep, for good! Also beware of treated wood or plastics that will give off toxic fumes, so you don't poison yourself.

Now I know you've been waiting for this, so we will now talk about guns. What exactly you need is not easily done from long distance, although there are a few basic things that most people can agree on. In urban fighting, distances are not likely to be long, a few hundred yards at most, so you don't need a full power battle rifle capable of shooting 1000 yards and through several walls. Also depending on where you are, you may not be able to legally own handguns or "assault" style weapons.

All is not lost however. A short barreled lever action rifle, such as the Winchester 94 "Trapper" model, Marlin 336, 1894 or Rossie M92 is not likely to send the neighbors into fits of rage as would a H&K 91 or 94. The SKS in 7.62x39 is in about the same power range as the .30-30 and is extremely cheap right now (in the \$150-\$200 range, although this is always going up), as is the ammo, so you might consider it as well. The Marlin "Camp" guns in either 9mm Luger or .45 ACP would also make good "house" guns, although the range out of the short barrels or in the pistol calibers would be limited.

That's not all bad however, as a city in break down is likely to have roving bands of gangs or even National Guard units (remember after Hurricane Hugo when the Guard units joined in the looting?) that are better armed and/or more willing to use their weapons

than you. So the less shooting you do, the less attention you will attract to yourself.

For close range firepower or "street sweeping" it is hard to beat a shotgun. A discount house here (and many gunshows) often have the Remington 870 Express model with a rifle slug barrel and a vent rib "Rem-Choke" (interchangeable screw in choke) barrel for under \$400.00, which has to be one of the great bargains in the firearms field. The only down side of this gun is it is only available in 12 gauge, and many smaller or less experienced shooters might prefer 20 gauge, although regular 870s are available in just about any gauge you could want.

Other shotguns you might also want to look at are the Winchester 1200/1300 or Ranger models as well as the Mossberg 500, especially the Bullpup model that moves the action back just in front of the recoil pad and gives the gun an overall length of under 30" with an 18" barrel or just over 30" with a 20" barrel. Get the longer 20" barrel as the added few inches will dampen the recoil and especially the noise or blast when compared to an 18" barrel.

For left handed shooters or others who don't want the shells ejected from the side for some reason, the Ithaca 37 (or Model 87 as it is currently called) and Browning BPS ejects the shells out the bottom, so the shells land at your feet instead of flinging past the left handers' face. Remington also makes a left handed 870 if you would want one.

As to handguns, the police departments of many cities are turning in their revolvers for 9mm automatics. This has placed a goodly number of revolvers in either .38 Special or .357 Magnum on the market at very reasonable prices. Many of these guns will have holster wear, that is the bluing of the gun will be worn, but this will in no way

affect how the gun shoots.

If possible, get the .357 Magnum over the same model in .38 Special (such as the S&W Model 10 in .38 Special and the same thing in .357 called the Model 13) and adjustable sights if offered. The .357 Magnum can shoot .38 Specials just fine, and this gives you the choice of two different cartridges (.38 Special and .357 Magnum) rather than just one (.38 Special), as well as being able to sight in for the different loads.

Now that you have decided where you are going to weather out the coming bad times, in your house or apartment, what you are going to eat, the years' worth (or more!) of food you have stored, and what you are going to defend yourself with, your urban weapons cache, now what? What else is there?

Well how about sanitation and hygiene! What are you going to do when you can't flush your toilet? Do you have any soap or toilet paper stored away? Dish washing soap, laundry detergent, shampoo, hand soap, anything? What about toothbrushes and toothpaste? How about flyswatters, bug repellent or screens and netting?

The epidemics that ran over much of Europe in the Middle Ages, and most war zones even today, are because of the improper disposal of human waste and/or the improper handling of food, but how many times do you hear about it? Not often. After all no one wants to read about toilets and guns in the same article. It brings the idea home a little closer than most of us want to admit to.

For the urban survivalist this is more pressing than for their rural counterparts, simply because the urban survivalist will (generally) not have the room to build an

outhouse or some way to easily dispose of the waste. Sure you can get a chemical toilet, but what happens when you run out of plastic bags and chemicals? You should think about getting a composting toilet or some other form of an alternate disposal unit. For more about sanitation and alternate forms of doing things, I recommend you go down to your local library or magazine rack and get Garbage (435 Ninth St., Brooklyn, NY 11215-9937, bi-monthly, \$21.00 a year), or write the following for catalogs: Bay Conservation Systems, Inc., POB 67, Wicomico Church, VA 22579, and Real Goods Trading Co., 966 Mazzoni St., Ukiah, CA 95482.

Another useful idea is the use of camouflage. No, I don't mean you should be running around in a set of "cammies", I mean the art of hiding yourself or home so that they would be overlooked by someone looking for someone or something to attack.

After "the day", there probably will not be many homes with a fresh coat of paint or that are all neatly kept, so yours shouldn't be either. Also a beaten path to your door just might lead the world to it. The less inviting or lived in a place looks the less likely someone will want to check it out.

Also your garden need not be in neat rows or even in normal garden plants, as there are many plants that most people would not even recognize as food plants, that are easily grown. Look into getting an indoor green house or have pots of food plants inside.

A source of energy (light or heat) was touched on briefly with a wood burning stove or camping stove, but sooner or later you will want or need more than that. What could you use?

How about setting up your own still? No you aren't going to drink the stuff, you are

going to use it to run the camp stove, or with slight modification, to run the gas engine on your generator or other power tools. Alcohol can be made from almost any plant matter from grass to pine needles, so as long as vegetation grows you should be able to get some sort of alcohol. Wind power or solar panels would also be possibilities, as would water power; although a full scale water power plant that would provide enough power to be of any great use by itself would be more than most would be able to manage, at least at first. However, this still leaves solar and wind, two items that can be used with a minimum of resources or material.

Another item that is often overlooked or not fully explained are medical items and medicines. Some books or articles simply tell you to talk to your doctor and explain what you want and get prescriptions for the needed items. I don't know what kind of doctors these people have been dealing with, but none that I have talked to were willing to consider it, or even talk about the subject or need.

This leaves you with the supermarket and drug store items or buying veterinarian supplies, neither of which is ideal. However if you are able to get to Mexico, you can buy prescription drugs across the counter, and many non-narcotic drugs are readily available. Mexican and Canadian pharmacies are online that are able to get you your prescription medications by mail. Just type in "prescription" "Mexican" "medications" in your google search engine. You find a myriad of online pharmacies through which you may mail order prescription medications. Substitute "Canada" for "Mexico" to find Canadian pharmacies. For narcotic drugs, simply see your local drug dealer.

The medical "tools of the trade" normally recommended here are either so basic you

would be hard pressed to do general first aid, or more than you will ever need or could use, and often are more than most survivalists would know how to use. This is not to say you shouldn't have anything your little heart desires, but don't waste money on an item you have no idea of how to use, at least until you have the other needed survival supplies like food and ammunition stored. For a basic first aid/medical kit it might be wise to get one of the better commercial first aid kits and then one of the more advanced "field medical kits" that includes scissors, hemostats, etc.

Do you have a good set of tools needed to rebuild your home? If not you might consider getting a basic set of hand tools, as any power produced may be needed for other than running your power shop tools. The "Craftsman" line of tools from Sears is warranted for life and many people feel they are among the best, especially in their price range.

While I didn't mention it above, you will need a set of gun cleaning kits. First off you should get a set of one piece stainless steel cleaning rods in .22 and .30 caliber about 30" long and a shotgun cleaning kit as well, such as the "universal" cleaning kits offered by many firms such as Outers, Hoppe's, or Klean-Bore.

After that get a good supply of bore cleaning solvent, either commercial or military, as well as lubricating oil. One advantage of military bore solvents is that they are designed to be used with corrosive ammunition, and are generally much cheaper than commercial solvents. No matter what type of bore solvent and lubricating oil you get, get plenty! Any you don't use would be snapped up by other survivalists who either didn't get any or get enough.



Now that we have housing, guns, hygiene, and other good stuff out of the way, what next? Well how about food production/procuring! OK so we talked about a garden that didn't look like a garden, and wasn't in "normal" garden plants, but just what plants are these? What would be a good book on the subject?

One of the best books for this is "The Edible Ornamental Garden" by John E. Bryan and Coralie Castle (101 Productions, 1974, 192 pages, 8 1/2" x 8 1/4"). The nice thing about this book is it covers the usual garden plants as well as the less usual ones.

The chapters in the book include general culture of plants, cooking with flowers, leaves and herbs, plants, their culture, history and recipes, and mail order nurseries.

This book is a must have for the urban home owner who has a small plot of land and wants a garden that most people wouldn't bother because they wouldn't even know it was there. The book will also provide you with food ideas that you may have been missing out on right under your own nose, right in your own yard or flower garden.

Well, so much for your outdoor garden, what about an indoor garden? That's right, set up a small "flower box" garden in a window sill or even a terrarium garden. For the terrarium, you might try to find "Gardening With Terrariums", although this booklet has almost nothing on food growing indoors as it is actually a book about ornamental plants.

If a window box of terrarium garden isn't big enough for you, there are other ways of doing this, such as setting up a greenhouse. Books on greenhouses run from how to build your own "window box" greenhouse to commercial production set-ups. Go down

to your library or used book store and look over the books they have. There should be something that will be of interest if you are serious about plant production and propagation.

Well, if gardening isn't your cup of tea, and you can't put in a greenhouse or "indoor garden", but still want plant food in your diet, what is left? Sprouting!

Sprouting is very easy to learn and requires almost no room or equipment to do, and so is perfect for the urban survivor. Sprouting not only increases the amount of food over just eating the grains or seeds you might have stored (such as mung, pinto, or wheat), but provides much more nutrition as well. A booklet on the subject you might like to find is "Seeds and Sprouts For Life" by B. Jensen.

Now that you have all that garden produce, what are you going to do with it all? Yet another booklet for the continually short of space urban survivor is "Rodale's Gardening Harvest Book" which covers freezing, canning, jams, jellies and drying. well so much for plants, what else is there? What about meat? Well how about traps!

In one "survival" magazine there are ads for leg hold traps, "you may not want the fur, but you will want to eat" or something like that is how the ad runs. Well OK, leg hold traps are a good way to get food and furs, but I don't recommend them for the urban survivor.

The reason is simple, if my best rat catcher or favorite hunting hound comes back with a messed-up leg or worse yet, doesn't come home at all, I'll know there is someone else out there and start looking for them and their traps!

Another reason I don't like leg hold traps for

the urban survivor, especially now with the current anti-gun/anti-trapping scum about, is if you don't check your traps every day (any decent trapper checks his traps AT LEAST once a day!), someone else might find your traps with an animal caught in it and turn you in to the local power structure which will be more than happy to harass an honest survivalist rather than fight crimes such as murder, rape, etc.! After all they might get hurt fighting crime!

Now I'm not against trapping mind you, it's just that you have to be a little tricky about it. If you live in an area with a lot of raccoons (and who doesn't?), you might try the "egg-trap", so called because the commercial version is egg shaped. This is a very safe and very good trap. It doesn't grab the leg like the leg hold traps and it is safe around dogs, cats and children.

The way this works is, you take off the back of the egg trap, put the bait in, and close it up. The trap is then put in an area where raccoons are likely to see it. The raccoon can see and smell the food, but can't get at it. So the raccoon reaches in, grabs the bait and pulls. Now the trap is so designed that the leg is held as long as the bait is pulled. Let go of the bait and the leg is released. In almost all cases the raccoon will hold on to the bait and you have him trapped!

Another good way to trap animals without hurting them (and getting the neighbors mad at you) is to use a box trap. A box trap is just what it sounds like, a trap in the form of a box. Normally the animal walks into the trap to get some sort of bait and trips a level closing the trap door; trapping the animal with no harm. These traps are available commercially and can be easily built out of wire mesh and scrap lumber to fit just about any size or area you want to put one.

These traps can be built to trap birds,

squirrels, and most any animal to about a small to medium sized dog or good sized coon. After that, the size and strength needed limit the practical usefulness of the trap as far as most urban survivalists are concerned, as it would be hard to explain away a German Shepherd sized trap in the back yard; while a "raccoon" or "groundhog" trap will not raise too many questions. I know one person who built one of these traps for squirrels and normally catches about ten to twelve a week! About the only problem they have encountered is the trap needs rebuilding/repairing every week or so, as the squirrels really tear the hell out of trap!

The next set of traps are the so-called "kill traps", as they kill their prey by breaking the animal's neck or back when the trap is tripped. Needless to say, you don't want to use this trap where children or pets can get at it, as most people would get a little upset by this! As these traps are normally in the mink/martin size, they are not good "meat" traps, although for protecting your food supply from rats and mice they would work fairly well.

For more information about traps and trapping, you should get "Survival Poaching" by Ragnar Benson (Paladin Press), "Animal Traps and Trapping" by Bateman (Stackpole Books), and go to your local magazine rack and get a subscription to "Fur/Fish/Game - A Harding Magazine" (Fur-Fish-Game, 2878 E. Main St., Columbus, OH 43209), \$12/year, \$21/two years), as well as buying all the Harding Press books. Harding Press books.



---

---

## *Projects For Home and Life*

### **A Forge-Made Fireplace Set**

by Corceigh Green



In continuing with last issue's *Build Your Own Forge* entry in this column, I had fully intended to include instructions on building a bellows for your forge for this issue's column. Circumstances; however; has forced me to jump ahead and include a full blown project to be worked in your forge. The forge is a device that I actually work in and not something that I merely write about without knowing the particulars. As I do work in the forge to supplement my income, I had taken some orders for fireplace sets. Since actually making some income is necessary for me at this time, (No-one associated with this magazine is wealthy.), I felt compelled to give the fireplace sets

precedence. Please accept this entry for the time being and rest assured, I will bring you the how-to's for building a bellows and operating your forge without electricity. If you would like to jump ahead with this project, a shop-vac with it's hose connected to it's exhaust port serves as an excellent blower. Thank you for your patience.

A fireplace set consists of a poker, a broom and a shovel. As a project, the fireplace set is very straight forward and will teach the basics in blacksmithing, such as how to draw out metal, bending, twisting and riveting. When you have mastered this project, you can actually begin to supplement your income by custom making these sets. You might be surprised at how well they sell themselves when you show them around.

What you'll need to begin with per set is: 1, 28 inch long, 3/8 inch square stock of 1018 or similar mild steel; 2, 22 inch long, 3/8 inch square stock of 1018 or similar steel; 1, 1 inch diameter by 2 1/2 inches long wood dowel stock; twine; an abundance of straw; 1, 5 3/4 inch by 6 3/4 inch, 18 gauge sheet metal.

I buy my steel at a "local" Fleets Auto Parts. They usually have the steel and sheet metal on hand or can order it for me. Another excellent source for steel is Industrial Pipe and Steel. Industrial Pipe and Steel's phone number can be found at, [www.ips.com](http://www.ips.com). Calling them is the best way to find out what they have and how they can get it to you, plus the cost of doing so.

When you have obtained your materials, you will need to start your forge to begin working the metal. I will pause here for a word about safety. Needless to say, when you are working with fire and red-hot metal, the chances, if an accident were to happen, would be that such an accident could cause

serious injury or destruction. Safety is mainly a matter of common sense. Pay attention to what you are doing. **DO NOT ALLOW ANY PART OF THE RED-HOT PORTION OF METAL TO TOUCH ANY PART OF YOUR BODY OR CLOTHING!** Do not set hot metal anywhere near combustibles. Have a hose and always have a water can handy. Do not operate your forge around brush and high weeds. Keep your forge area clean, making certain that nothing will trip you while working your metal. Always think safety. Operating a forge is only inherently dangerous to non-thinking people. It should not be so with Independent Americans. After all, we are responsible for our own lives and actions. Think first, then operate your forge.

To start your forge, place a piece of paper for tender in your firebox. On your tender, place some kindling. On the kindling, place your coal or charcoal fuel. Strike a match and light your tender. There is really no difference in starting your forge from starting any other fire.

Next, allow your fire to build, feeding it with more fuel as necessary. When your fire is burning efficiently and most of your firebox is holding burning fuel, add the metal that you will be working and engage your bellows or blower.

The first piece of the fireplace set that we will work will be the poker. Our style of poker will be the Amish style poker. This has the efficiency of being able to grab burning logs that have fallen all the way to the back wall of the fireplace and move the log easily. It is also easily worked in the forge.

With the fire burning and the blower turned off, place one end your 28 inch, 3/8 inch square stock into your forge. If you position the end of your steel close to your tuyere, it

will heat faster. This is not good practice with high carbon steel; however, as the closer you position high carbon steel to the tuyere, the more carbon you will burn off from the steel. 1018 steel; however, does not contain much carbon and the practice won't effect this steel. Turn your blower on or begin to pump your bellows. Make certain that you pump your bellows evenly and strongly, but with long blasts of air. Do not pump rapidly.

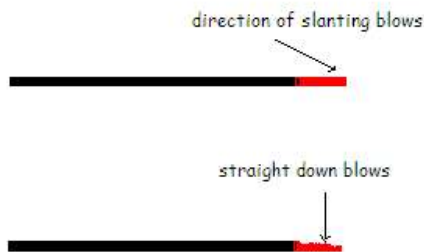
You will see your steel "frost" as it becomes hot. Your steel will begin to turn colors from it's normal gray to straw-brown, then purple-blue and finally it will begin to glow red. When a couple of inches of your steel becomes red, remove it from your forge and place it flat on your anvil. With your hammer, begin to draw out the end of your poker.

**This piece of steel is long enough so that you will not need to remove it using blacksmith's tongs. The opposite end of the heated end will be warm, but cool enough to handle with a gloved hand. Of course, you should always be wearing gloves when working in the forge and your gloves should be leather. Wearing your gloves, Grasp the cool end with your non-dexterous hand and remove from the forge to place on the anvil.**

To draw out metal, place it flat on your anvil. Using slanting blows toward the end of your metal, hammer the metal on one side with heavy blows. You will probably only get in a few blows before the metal begins to cool from red. When the metal is no longer red, place it back into the forge and re-heat to red as before.

With your metal once again red, place it back onto the anvil as before with the same side up that you previously hammered. This time, use straight down blows from your hammer. Use heavy blows again. The first

slanting blows created small waves in the metal. The latter set of blows straightened the waves out, pushing the metal forward and making it thinner. When your metal cools, place back into the forge and re-heat. This time when you bring the metal back out to place on the anvil, turn it so that the opposite side is facing up and repeat the slanting blows process followed by re-heating and the straight blows process.



After working on two sides of your metal, re-heat your steel and place it on the anvil so that a side that has not been hammered is facing up and repeat the entire drawing out process. Make certain that you also work the opposite side that you've just worked. You will work all four sides to your metal, repeating the process over and over again. Eventually, the end of your steel will become longer and thinner, tapering towards its end. When you have drawn out 3 or 4 inches and the end of the metal resembles something like a pencil, it is time to bend the end over to form the poker.

To bend the metal, we will use "local heat". Local heat is where we just make that portion of metal that we want to work red hot. This is done by placing the end to be bent directly on top of the burning fuel in your forge. Find the portion of metal where you want it to bend and place a single piece of fuel on top of this across its width. Turn

on your blower or pump your bellows and allow this portion to become red hot. That portion of metal with the single piece of fuel burning on top of it will heat more rapidly than the rest of the metal causing "local heat", or only the portion of metal that we want heated to red actually heated.

With your local heat applied, remove your metal from the forge and place flat on the anvil, so that the portion of metal that is locally heated hangs midway over the edge of the anvil. Using your hammer with straight down medium blows, hit your metal near its end. Your metal will begin bending under the hammer toward the ground. As your metal is bending, you will need to change the angle of your blows toward the anvil until you have a 90 degree bend in the metal right where you wanted it.



**Bending an iron with the hammer and anvil.**

You now have a functioning Amish poker. Functioning is not where we want to stop if we wish to become an accomplished blacksmith, or if we want to sell our products. Looks are very important as well. We will need to make our products look good and we will begin by putting a blacksmith's twist in the middle of our poker.

A blacksmith's twist is exactly what it



sounds like and looks very nice in an item made with square stock. This is where you merely take a straight lined square piece of steel, heat it red where you want it to twist and twist it so that it has a “candy cane” or “barber's pole” look to it.

Do this by marking in chalk the section you want twisted. The section to be twisted should be in the middle of the item and extend several inches to a foot in length. This depends completely upon individual taste. Next, use the local heat method to heat a few inches of your marked section to red. Begin at the rearward end of your poker for the convenience of having the bent end toward your left hand for ease of movement. Reverse this if you are left handed.

The preferred method of twisting when your section is red is to place one end into a vice, and using a double handled monkey wrench, twist the metal to the tightness you prefer. Your vice MUST be heavy duty and bolted to a bench. A blacksmith's vice is best for working around the forge, especially if you are going to do any hammering on it.

If you do not have a heavy enough vice, or if you, like me, do not like to haul your vice from your shop to your forge, you can use a vice grips and a monkey wrench. Using your non-dexterous hand, remove your metal from the forge and clamp the already adjusted vice grips onto the unheated opposite end. Pick up your monkey wrench with your non-dexterous hand while holding your metal with your vice grips. Holding the monkey wrench with it's open end facing the sky, place your metal's other unheated end into the already adjusted jaws. Bang lightly, but firmly onto your anvil to be certain the metal is firmly grasped and close the monkey wrench. Twist the metal with the monkey wrench and vice grips in opposite directions to your preferred tightness.



Twisting the poker with vice grips and monkey wrench.

Replace your metal into the forge and use the local heat method again to heat another few inches of the section you want twisted. The area you heat must be directly adjoined to the previous area you've heated and twisted. By repeating this process, you will quickly have your entire section twisted. Don't be tempted to twist the entire length of the metal, though. By twisting just a section or even two, you will provide a contrast in the work which will look more pleasing to the eye and get you more sells.

After twisting your poker might be bent in one or more places. Do not worry about this, you are a blacksmith with an operational forge, you will easily straighten this out. If the angles in your poker are such that it distracts from your ability to work the metal, straighten it now. Do this by gazing down the length of the poker, turning it in your hands and taking mental notes of where the bends are. Heat these areas, one at a time, using local heat, then place flat on your anvil with the bend warping above the flat surface. Use medium blows from your hammer to straighten the bend. Repeat this with each bend until the poker has been straightened. I use an I beam as my anvil for this work as the surface is very flat.

You will now have a functioning poker that

looks good, but you will need to put a handle on it. There are a couple of methods for this. One method is to draw out the unworked end of the poker as you had the end you had previously drawn out. In this case, draw out several inches. When you have drawn out this section, heat about an inch from the very end forward to red then make a 90 degree bend in the last quarter inch to half inch of the poker. This bend should be made in the opposite direction of the poker's business end. Next, measure 3 or 4 inches up from this last bend and heat the area from the latest bend to the measured area to red. Upon heating to red, remove your metal from the forge and place this area over the curved surface of your anvil. Using medium blows from your hammer, bend this area over in a curved fashion in the direction of your poker's business end until it comes in contact with the poker's shaft.

This is more of a decorative handle than a functional handle, but suits the eye well and aids in sells.

Another method is to grind a groove 1 inch upward from the unworked end into the shaft of the poker. Drill a 3/8 inch hole, 2 to 2 1/2 inches deep into some handle material, such as elk antler and place the poker end into the handle. Fill in the handle with the poker inserted with bondo. This will hold very well. It will be functional and will look very good.



A finished Amish poker with elk antler handle.

The next item in the project will be the broom. For the broom, you will use one of the 22 inch pieces of square stock. You will not need to draw out any portion of the broom handle unless you have decided to put the curved handle into the end of your broom handle as was the first option covered with the poker handle. Whatever option you use with your poker, you will need to repeat with the rest of your set to maintain conformity. It would not look good to have a fireplace set that has different handles.

You will need to twist your broom handle as you did with your poker. You do not need to twist the same amount of the handle as the poker in length, but you should twist around the same amount in percentage. This will look more uniform to the eye. Of course, it does not have to be perfect and I usually just eyeball the procedure. The process turns out fine every time. Just twist your steel handle as you did your poker and you will have a nice looking broom handle. Don't forget to straighten your broom after you've twisted it.

Now for the handle for your broom handle. Remember, whatever type of handle you put on your poker, you must put on your broom. Again, like the broom handle's twist, repeat the process you used to place a handle on your poker to place the handle on your broom. At this point the handle portion can go on either end of the broom.

To make this length of steel into a broom you need to grind a groove completely around the diameter of the steel, 1 inch upward from the end of the steel that will hold the straw broom. Drill a 3/8 inch diameter hole, 2 inches deep through one end of your 2 1/2 inch long wood dowel. Force the end of your steel broom shaft that you've just ground a groove into and fill in the dowel with bondo. Allow this to set

according to the instructions on the bondo.

After allowing to set, take a quantity of straw and even both ends. Your straw should form a rectangle 3 ½ inches wide, 6 ½ inches long, and 2 inches thick. The straw should run lengthwise from end to end along the 6 ½ inch length. Choose one end of the straw broom, where the straws' ends are visible. This should be a rectangle 3 ½ inches wide by 2 inches thick. Place the broom shaft with the wood dowel attached into the middle of this area until the dowel is buried into the straw ½ inch over the dowel and onto the shaft.

Next, using strong twine, tie the straw in place above the dowel onto the shaft. Tie the twine tightly using a clove hitch, then a double square knot on one side of the shaft and a double square knot 90 degrees from the first double square knot. Repeat this three times tying the straw to the wood dowel at the top of the dowel toward the shaft, the middle of the dowel and the bottom of the dowel. Finally, tie the straw at a point just beyond the bottom of the dowel. This will secure your straw to your broom and hide your wood dowel, making the broom look very nice. With this last procedure, you have just finished your broom.

Your final item in this project will be the shovel.

Again, you have already learned much of the techniques that you will use to create the shovel when you created your other items. There will be one variation in the way you draw out the end of your 22 inch metal that you will attach to your shovel's scoop.

Place your metal with one end in your forge as you had done with your poker. When an inch or 2 becomes red, remove your metal and place it flat on the anvil. Again with

heavy, slanting blows toward the end of your metal, pound one side of your shovel's shaft. Place the metal back into the forge when it cools. Place the metal back flat onto the anvil and use heavy, straight down blows to flatten and draw out the metal. Remember which side you begin with. This will be the side you will work to fasten the shovel's scoop to.

You will also slightly draw out 2 other sides. As you basically want this feature to be drawn out flat and straight with only a very slight taper toward the end, you will use only straight down blows on the 2 sides that are adjacent 90 degrees to the first side that you began. You will not work the side that is directly opposite and 180 degrees from the first side worked. Make certain that any taper that you place in this feature does not come to a point, but that you still have a wide area at the end to stabilize this area. It is where you will fasten the shovel's scoop. Continue to draw out this area until you have drawn out an area about the length of your pinky finger.

Next, you will need to bend the area that you've just worked. Use the local heat method to heat a small area in the center of the area that you've just drawn out. When red, place this area flat on the end of your anvil with the side that you first worked down toward the ground. Use your hammer to place a 30 degree bend in this area. Watch your metal closely and be certain that you do not over-bend. Use the same bending method as you had when bending your poker's end.

You will also need to bend the area above the flat area. Use local heat and bend the area back toward the angle you've just bent. You will likely need to put another 30 degree bend into the area. This helps to keep the shovel handle straight as the scoop is being used to remove ashes and is easier on

the human hand to operate in front of a fireplace.

Before finishing this area and attaching the shovel's scoop, you will need to twist your shovel's shaft in the same manner as you had your poker and broom. After twisting, you will need to decide if you are going to attach your scoop using a traditional riveting method or with pop rivets. I will cover making and using rivets in the forge in a later column. For the time being, you may either use pop rivets or wait until the information on making and using rivets in the forge is published.



A shovel handle ready to be fitted with a scoop.

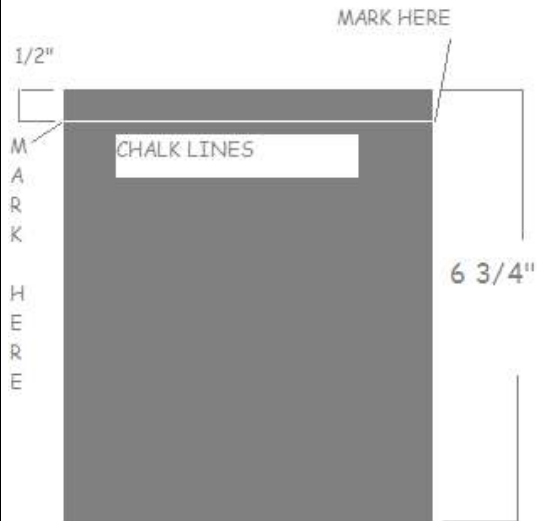
Also, you will need to place your handle on the shovel's shaft, if you have used a forging method to place handles on your other items. If you have placed handles of different material on your other items, you will need to place the handle on last using the same method as you used with your first 2 items.

Now, you will need to form your scoop.

Lie your  $5\frac{3}{4}$  inch by  $6\frac{3}{4}$  inch sheet metal on your work bench. From one end of the  $6\frac{3}{4}$  inch edge, measure  $\frac{1}{2}$  inch toward the other end and mark the area in chalk. Repeat

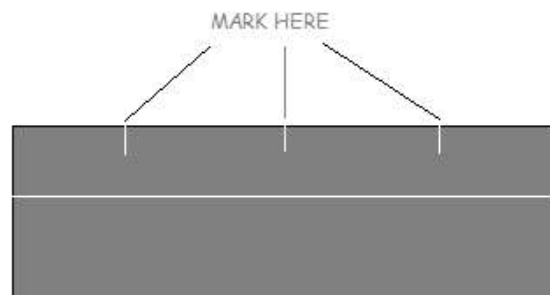
this toward the opposite edge. Connect the marks by drawing a chalk line between the two. Use a straight edge to keep your line straight.

## SHEET METAL



Follow the drawings to visualize exactly where to mark your lines and cut your sheet metal.


On the edge parallel to the chalk line you've just marked, measure the sheet metal's exact center and mark there. Your mark should be  $3\frac{3}{8}$  inches from the 90 degree edge. Now, measure  $1\frac{3}{8}$  inch from the right of your center mark and place a mark there. Repeat this on the left side of the mark.



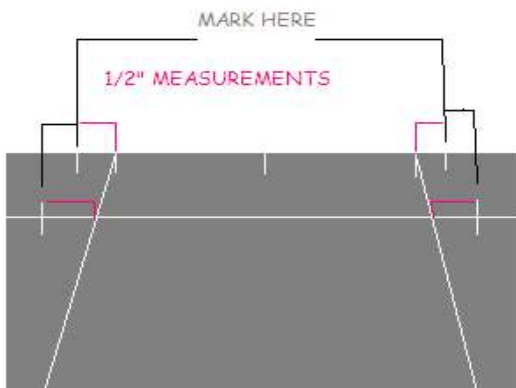
From each of these last two marks, draw a line to the bottom edge of your sheet metal. Always use a straight edge to draw your lines.

Now, you will need to measure  $\frac{1}{2}$  inch from where the lines intersect toward the outer edges of the sheet metal and mark the areas. Also, measure  $\frac{1}{2}$  inch from your  $1 \frac{3}{8}$  inch

DRAW LINES IN THIS MANNER




measurements toward the outer edges of the sheet metal and mark those areas.



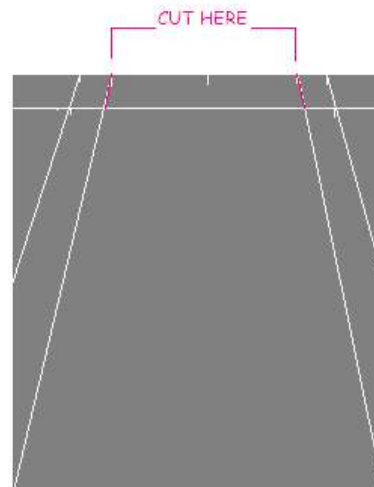
Now, use a straight edge to connect these

last marks. Extend the lines you draw to the edges of the sheet metal.

DRAW LINES IN THIS MANNER



DRAW LINES IN THIS MANNER

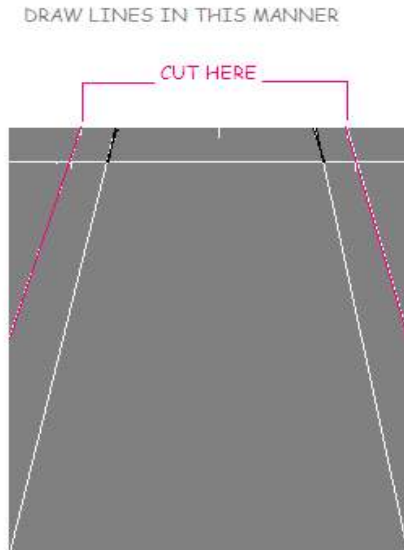


Now, you are ready to cut your sheet metal. Use a pair of tin snips and cut straight lines. You will want to make two cuts on the inside diagonal lines. Make a  $\frac{1}{2}$  inch cut



from the outer edge to where the lines intersect.

You will now need to cut along the outside diagonal lines. Do not stop at any intersecting line. Cut all the way to the outer edge.



All you need do now, is bend the sheet metal along the lines.

First, bend the scoop's back. Use a pair of pliers. Place the grasping end of the pliers right down to the line and bend upward, a little at a time, along the length of the 2 3/4 inch line between the cuts. Continue to do this until the angle of the bend matches the shovel's shaft.

When you have the scoop's back bent to the correct angle, bend the sides of the scoop in the same manner until the sides touch the scoop's back. Make certain that the entire length of the scoop's sides are at the same angle as each other.

This will leave two tabs hanging backward from the scoop's back. Bend these over onto the back of the scoop making certain that they are flush against the back.

To finish your scoop, use a dremel tool to grind down any rough edges caused by cutting, then use a sanding attachment to smooth the edges. Your scoop will then be completed.



A finished scoop.

Now, you will need to attach your scoop to your shovel.

Since I have not yet covered riveting in the forge, I will use pop rivets as an example of attaching the scoop.

Measure the diameter of your pop rivets. Use a drill bit of the same diameter and drill two holes in the shovel handle's flattened end area. One hole should be drilled toward the end of the flat area and one hole toward where the flat area bends.


Place the scoop on the flattened area and make certain that it is positioned straight. When the scoop is positioned perfectly, use a scribe to mark where the holes are by placing the scribe through the holes and marking the scoop. Now, drill holes using the same drill bit into the scoop where it was marked.

Place the scoop back onto the shovel handle and pop rivet the scoop into place. Don't forget to put a handle on your shovel. You


will have to use whatever method of doing this that you used with your poker and broom. When your set is complete, paint the pieces with stove black. This will make the set look very good and will be welcome decorative or functional hardware for your customers' homes.

When you have finished this process, you will have completed your fireplace set. Congratulations. You may also wish to make a stand for your set, which will allow you to charge more money, but because of the size of this column we will wait for another issue for that as well.

Hopefully you will enjoy this forging experience. Have fun.



Advertisement



Listen to the original Mercury Theater broadcast of The War of the Worlds with Orson Wells.

You can own a high quality CD of the

original broadcast as it was heard on October 30, 1938. This is not a computer or mp3 player only copy. You can play this right on your CD player and home entertainment center. Hear the broadcast and relive the night that panicked America.

The length of this CD is 50 minutes, 48 seconds.

To purchase, send a money order in the amount of \$7.00 ppd. To:  
Corceigh Green  
P.O. Box 21  
Fernwood, Idaho  
[83830]

---

---

## The Kiss-Off Commentaries



by Pug Mahone

Well, Americans, we have known that it has been coming. It has finally arrived. The U.S. Supreme Court has struck down State law against abnormal sexual behavior. Citing the due process clause of the Fourteenth Amendment, the Supreme Court struck down a Texas anti-sodomy law. The 6-3 Lawrence v. Texas decision, announced June 26, is already sending shock waves through what once could be called American culture. Much of Amerika's left wing media has already begun flooding the airwaves with homosexual programming. Calls for recognition of same sex marriages is at a ground swell and even within the Christian Churches calls are coming forth for the

recognition of queer priests and ministers.

Supreme Court justice Antonin Scalia hit the nail on the head when making the following statement about the decision: “One of the most revealing statements in today’s opinion is the court’s grim warning that the criminalization of homosexual conduct is ‘an invitation to subject homosexual persons to discrimination both in the public and in the private spheres’ .... It is clear from this that the court has taken sides in the culture war, departing from its role of assuring, as neutral observer, that the democratic rules of engagement are observed. Many Americans do not want persons who openly engage in homosexual conduct as partners in their business, as scoutmasters for their children, as teachers in their children’s schools or as boarders in their home. They view this as protecting themselves and their families from a lifestyle that they believe to be immoral and destructive. The court views it as ‘discrimination’ which it is the function of our judgments to deter. So imbued is the court with the law profession’s anti-anti-homosexual culture, that it is seemingly unaware that the attitudes of that culture are not obviously ‘mainstream...’”

Though justice Scalia is mistaken in the belief that American rules of judicial engagement are democratic in nature, (They are not. All three of America's branches of government are republic in nature, i.e. a majority cannot vote to do something unlawful.), he is quite correct about the political activism engaged in by this Supreme Court.

The Supreme Court stated that the general attitude of Americans toward homosexual relationships has changed over the years, noting that only a handful of states still have anti-sodomy laws on the books, and even fewer enforce them against consenting

adults.

Attitudes are changing over the years? OK, if I destroy your property by hitting your car with a hammer is it wrong? OK, get out your pocket watch. Let it tick off five minutes. Now if I smash your car is it alright? Didn't the passage of time change your attitude? If you've lived for a while you might have a family. When your son or daughter was born did you want them exposed to abnormal behavior? Is it alright now that a few years have passed? Do want your son or daughter to join in this abnormal culture, or do you want to protect your family from it?

Of course, you might still be able to protect your family from the abnormal culture without the protection of State laws. You may even think that those that engage in perverse behavior will behave themselves in public and around your children and the striking down of this State law is not a concern to you. I'd agree to a point. After all, the abnormal and perverse cultures would end of themselves after a period of time. Those that practiced them would either die off or become weary of the abuse that they endure.

What every American must know about this Supreme Court ruling; what every American must become outraged at by this Supreme Court ruling, is that in it's decision this Supreme Court ***cited a foreign court decision*** to render this Supreme Court's decision! The judges of this Supreme Court has cited a ruling from the European court of human rights to render a decision that effects the laws governing Americans!

This Supreme Court has not acted to liberate or lift the burdens of discrimination from anyone or any group! This Supreme Court has acted to entangle into American law, precedents that accept foreign laws and

rulings in decision making cases! An act that is reprehensible and traitorous! This Supreme Court has acted to suppress Americans by falsely placing us under foreign statutes!

We the People must not let this stand! We the People will NOT be ruled by foreign precedence! Supreme Court judges may be impeached by Congress. Article III, section 1 of our Constitution for these United States of America states: The Judges, both of the supreme and inferior Courts, shall hold their Offices during good behavior, and shall, at stated Times, receive for their Services, a Compensation, which shall not be diminished during their Continuance in Office.

These judges are to hold office during good behavior. Entangling American judicial precedence in foreign law and rulings is not good behavior. The attempt to enforce foreign law and ruling upon Americans is in fact, an act of war. After all, the overturning of State law by citing foreign precedence is an attempt at forcing America to accept foreign rule. If this behavior is allowed to stand, America will be deprived of the Right to self governance.

Article III, section 3, clause 1 of our Constitution states: Treason against the United States, shall consist only in levying War against them, or in adhering to their Enemies, giving them Aid and Comfort. No Person shall be convicted of Treason unless on the Testimony of two Witnesses to the same overt Act, or on Confession in open Court.

It is a matter of record and for all to witness the action of the judges of the Supreme Court. The judges of the Supreme Court that have voted to overturn Texas State law in favor of a decision based at least partly upon a foreign court ruling have committed

treason against these United States.

It is time for We the People to act to force our Congress to act to impeach and try those judges that have committed this offense. It is up to each and every Independent American to let their neighbors know of this offense and to begin letter writing, telephone, and e mail campaigns to force Congress to impeach the guilty judges, try them for treason and to appoint judges that will perform their duties in good behavior.

Attempts at undermining American law is not always overt. It is sometimes as subtle as not acting at all. The same Supreme Court that overtly committed treason by entangling foreign court rulings into the American judicial system has refused to hear an appeal from a lower Court fellow justice, Roy Moore, in his attempt to keep a plaque of the Ten Commandments on Alabama District Court property.

Many opponents of the free expression of religion have cited the famous mythical quotation in the First Amendment to our Constitution, "The separation of Church and State.", as has federal District Court judge Myron Thompson in ordering Judge Moore to remove the plaque of the Ten Commandments from his Court.

The First Amendment to our Constitution reads in full, " Congress shall make no law respecting an establishment of religion, or prohibiting the free exercise thereof; or abridging the freedom of speech, or of the press; or the right of the people peaceably to assemble, and to petition the Government for a redress of grievances. ". Where do you read about a separation of Church and State in this amendment? Is judge Roy Moore guaranteed the Right to the free exercise of practicing his religion? May you read a Bible on federal or State Court property?

Opponents of the free expression of religion would have you believe that through a mythical separation of Church and State, religious expression must be banned from federal, State and sometimes public property. This is a 180 degree twist on our forefathers' intentions of forbidding government from interfering in the religious beliefs of Americans.

Medias and even people who should know better are already pushing opinions that to hold public office, a person must forsake any religious belief he/she holds and act against his/her own conscience should that belief be contradictory to governmental policies.

This is exactly why we've been stating the obvious for the last 10 years. Character counts! We elect representatives that most closely hold to the beliefs that we believe in ourselves and expect them to perform according to those beliefs. It is also why our forefathers developed a Republic after breaking away from a government tyrannizing the people. In a Republic even the government is governed by law and may not break that law. Our highest law guarantees that judge Moore shall not be interfered with in his Right to express his religious beliefs.

It is almost amusing to note that while higher Courts are zealously guarding the public against Christian ideas and ethics that a pantheon of images of Greek gods ordain the very same Court houses that opponents of religious expression look to uphold the mythical separation of Church and State. I wonder if these religious icons will be the next to be removed from public property? I kinda doubt it.

As I am writing this, protests supporting judge Moore at his Alabama District Court have been taking place. There have been

some arrests, violating the First Amendment Right of the people to peaceably assemble and to petition government for a redress of grievances. One dangerous old woman confined to a wheelchair was handcuffed and led away by police.

CNN is now reporting that judge Moore is not present at the protests, the plaque of the Ten Commandments has been moved and that this incident is proof that the federal government has jurisdiction over these cases.

Don't wretch at the reporting of such lies. I told you the source was CNN.

The truth is that judge Moore was locked out of his office by federal court judge Thompson. The plaque of the Ten Commandments were moved to a private viewing area of the court (which is an unnecessary act) and government still has no authority to interfere with the free expression of religion.

Once again, government has usurped authority beyond it's lawful bounds and has acted criminally by force.

The federal government, in their zeal to bannish the Ten Commandments from the sight of any who might be jurors that would apply God's principals to their duties, has searched for a moving company with the proper equipment to move the 5,000 plaque.

To the credit of the great State of Alabama, no company in the State would take the job. Holding principal and honor higher than baseless federal reserve notes, Local moving companies has earned a place in the hearts of true Americans.

Unfortunately, the federals did find a company willing to betray American principals in exchange for the baseless



currency. To the shame of the neighboring State of Georgia, a moving company there hired out to the feds to violate judge Moore's Rights. If anyone has knowledge of which company committed this act, please inform [thestaff@theindependentamerican.freeyellow.com](mailto:thestaff@theindependentamerican.freeyellow.com). We would like to begin a boycott of the offending company.

What solutions might be available to Americans in response to such illegitimate acts? Every Independent American must familiarize him/her self with the juror's handbook. Jury nullification is a big step in stopping the enforcement of unconstitutional statutes. It is up to the juror to judge the law as well as the guilt or innocence of the defendant. Should a statute be in conflict with our Constitution or any of the Rights of the people, that statute cannot be law. In such a case, a verdict of not guilty must be rendered by an informed juror to preserve the true law in our nation. Juror's handbooks can be obtained by contacting [thestaff@theindependentamerican.freeyellow.com](mailto:thestaff@theindependentamerican.freeyellow.com).

Secondly, walk out of this system. The present form of judicial/political system in America is not truly America's form of governance. Educate yourself as to America's true government. Read our founding documents, the Declaration of Independence, the Constitution for these United States of America and The Federalist Papers.

Join or form committees of safety to help to further your education and to learn of governmental means of enslavement, then work to nullify those means. Check out Bob Shulz's web site at [www.givemeliberty.org](http://www.givemeliberty.org). Learn how government is using the income tax to keep you enslaved, how it is unlawful and how the sixteenth amendment was never ratified. Americans must begin to take

their freedoms back.

The above is not to imply that all of America's problems and traitors are stuffed into black robes and hold titles of nobility that are expressly negated by our Constitution. We have plenty of problems that have their fat backsides stuffed into the seats of Congress.

As I am writing this, another tyrannical piece of legislation has been introduced into the Senate by Senator Richard Durbin (Democratic Socialist – Illinois). Designated S 722, the dietary supplement safety act, this bill will hand the FDA inordinate dictatorial powers to ban or restrict the manufacture, purchase and sell of dietary supplements or alternative medicinal sources.

The FDA does not test or approve natural substances for potency for medicinal uses. Though, many natural substances are known to be effective against specific medical ailments, Congress and the FDA have produced beaurocratic rules and unlawful statutes aimed at gagging individuals from informing others of the benefits of these substances. Through this practice, Congress and especially the FDA has earned the reputation of protecting large corporations that produce quantities of harch chemically synthesized substances that often act detrimentally to the body.

In fact, the FDA will not test or approve any substance that cannot be synthesized. While one cannot patent a natural substance, this is no excuse to refuse to test or approve a natural substance for use as specific medical treatments. Today's pharmaceutical/beaurocratic racket is all about protection and collecting money from poor saps who have become dependent upon the products manufactured by this racket.

Now, as the natural health substances

industry is making inroads in the collective consciousness of Americans and more of the informed are leaving allopathic medical practices for alternative healing methods that work, Congress is stepping in with S 722 to give the FDA sweeping powers to ban these natural substances.

Make no mistake. If natural herbs and substances are allowed to be thusly regulated, Americans will be given no choice as to what medical course they will be allowed in deciding treatments for their own bodies. The FDA has already used the unlawful regulatory power that has been usurped for them through Congress to ban substances such as chapparel.

Chaparral is a leafy shrub that grows in mountainous and arid regions of the western United States. It is a potent anti-oxidant and was used for a while to combat some forms of cancer. As chapparel became more popular as a treatment for cancer, the effects of aging, and exposure to pollutants, it was suddenly banned from sell by the FDA in the early '90s.

The FDA claims that chaparral was responsible for liver damage in some users who ingested it. I could not find much research into the FDA's claims, however. The FDA never checked for pre-existing conditions, the use of other substances, such as some of those were also taking prescription medications that are capable of damaging the liver, nor did the FDA check on the method by which chaparral was used, much like the FDA's famous study on ginseng in the '80s.

The FDA has proven it's bias and incompetency to regulate the pharmaceutical industry and has no business in regulating natural substances. A letter writing to campaign to your Congress critters is once again in order here. Do not ask them to

leave your rights alone. **TELL** them that they are going to vote to keep the FDA out of your Right to decide on what medical course is right for you!

Of course, we all know that Congress has stopped representing the people many years past and are likely to give the pharmaceutical industry what they want in spite of your Rights. That is why Independent Americans must begin educating themselves now in the particulars of alternatinve medicine. Get with like minded individuals, study the subjects and grow your own natural substances for your own use. Trade and barter those items for other natural substances that you or others may need. As Independent Americans who value our freedoms, we are going to need to step further outside of the current corrupt system that has usurped power within America.

**I PLEDGE ALLEGIANCE TO THE FLAG  
OF THE UNITED STATES OF  
AMERICA, AND TO THE  
REPUBLIC, FOR WHICH IT  
STANDS; ONE NATION,  
UNDER GOD, INDIVISIBLE,  
WITH LIBERTY AND JUSTICE FOR ALL**